



**PRICE LIST EAM.7**  
ACCESSORIES FOR MANUAL VALVES





Since 1954 FIP produces injection moulded valves and fittings in thermoplastic materials for pressure pipeline systems thus becoming nowadays the largest European valves manufacturer.


FIP is a company of the Aliaxis Group: a worldwide industrial holding, gathering together a series of companies manufacturing and marketing plastic plumbing products for building, industrial and public utilities applications.

FIP products are manufactured on EU production sites, operating to the Quality Assurance System in compliance with ISO 9001 and with the Environmental Management System ISO 14001 standards requirements.

Moulded in FIP products there are over 50 years of know-how powered by a strong quest for innovation.

Product manager	
<b>PVC-U Manual &amp; Actuated valves</b> - Lucia Cambiaso	Tel. +39 010 9621 266
<b>PVC-C Manual &amp; Actuated valves</b> - Mauro Nobile	Tel. +39 010 9621 414
<b>PP-H &amp; PVDF Manual &amp; Actuated valves</b> - Silvia Porcile	Tel. +39 010 9621 267
<b>Variable area flowmeters</b> - Alberto Claveri	Tel. +39 010 9621 340
<b>PVC-U &amp; PVC-C fittings</b> - Mauro Nobile	Tel. +39 010 9621 414
<b>PE, PP-H &amp; PVDF fittings</b> - Silvia Porcile	Tel. +39 010 9621 267
<b>PP Compression fittings MAGNUM System &amp; Clamp saddles</b> - Stefano Carrea	Tel. +39 010 9621 255
<b>Technical Support</b>	technical.fip@aliaxis.com

Company Certificates		
	Cert. N° 1 in compliance with the Standard UNI EN ISO 9001	
	Cert. N° 70 in compliance with the Standard UNI EN ISO 14001	

CE Conformity	
	CE conformity according to European directives EC/2104/68.

ROO-02-2017

# INDEX

## Accessories - EAM.7

How to read FIP Valves Commercial Codes	page 4
Accessories for DUAL BLOCK® series ball valves DN 10÷50	page 6
Accessories for DUAL BLOCK® series ball valves DN 65÷100	page 11
Accessories for Easyfit series ball valves DN 10÷50	page 13
Accessories for Easyfit series ball valves DN 65÷100	page 15
Accessories for butterfly valves	page 19
Accessories for diaphragm valves	page 24
Accessories for foot valve	page 25
Packaging Information	page 26
Conditions of supply	page 27

## ACCESSORIES FOR MANUAL VALVES

# CODES

## HOW TO READ FIP VALVES COMMERCIAL CODES

Ex: **FKOCRM315F** FK butterfly valve, PVC-C disc, gear box, d 315, FPM gasket

<b>FK</b> VALVE MODEL		<b>O</b> CONNECTION STD.		<b>C</b> MATERIALS	
<b>VKD</b>	ball 2-way DUAL BLOCK®	<b>I</b>	ISO socket (metric)	<b>A</b>	ABS
<b>TKD</b>	ball 3-way DUAL BLOCK® T	<b>D</b>	ISO spigot (metric)	<b>C</b>	PVC-C
<b>LKD</b>	portball 3-way DUAL BLOCK® L	<b>B</b>	ISO butt welding (metric)	<b>F</b>	PVDF
<b>VKR</b>	regulating ball 2-way DUAL BLOCK®	<b>BE</b>	PE100 ISO butt welding (metric)	<b>M</b>	PP-H
<b>VXE</b>	ball 2-way Easyfit	<b>G</b>	JIS socket threaded (inch)	<b>V</b>	PVC-U
<b>VEE</b>	ball 2-way Easyfit	<b>P</b>	Hose adaptor (metric)	<b>T</b>	PVC-U Transparent
<b>SXE</b>	ball spring check valve Easyfit	<b>F</b>	BSP female threaded (inch)		
<b>FK</b>	butterfly multi-purpose	<b>R</b>	BSP male threaded (inch)		
<b>FE</b>	butterfly water	<b>L</b>	BS female (inch)		
<b>VM</b>	diaphragm	<b>M</b>	BS male (inch)		
<b>VMU</b>	unionised diaphragm	<b>A</b>	ASTM socket (inch)		
<b>CM</b>	compact diaphragm	<b>Y</b>	ASTM spigot (inch)		
<b>CMU</b>	unionised compact diaphragm	<b>N</b>	NPT socket threaded (inch)		
<b>DM</b>	direct acting diaphragm (only pneumatically actuated)	<b>J</b>	JIS socket (inch)		
<b>DMU</b>	unionised direct acting diaphragm (only pneumatically actuated)	<b>O</b>	ISO-DIN flanged (metric)		
<b>MK</b>	piston act. diaphragm (only pneumatically actuated)	<b>OA</b>	ANSI 150 flanged (inch)		
<b>MKU</b>	unionised piston actuator diaphragm (only pneumatically actuated)	<b>OL</b>	LUG ISO-DIN (mm) flanged		
<b>RM</b>	diaphragm cock	<b>OAL</b>	LUG ANSI 150 (inch) flanged		
<b>RP</b>	piston cock				
<b>RV</b>	strainer				
<b>RVU</b>	unionised strainer				
<b>VR</b>	piston check valve				
<b>VRU</b>	unionised piston check valve				
<b>VV</b>	angle seat valve				
<b>VVU</b>	unionised angle seat valve				
<b>SR</b>	ball check valve				
<b>VZ</b>	foot valve				
<b>VA</b>	air release valve				
<b>SV</b>	pressure relief valve				
<b>CR</b>	wafer check valve				

RM COMMAND SYSTEM		315 SIZE		F SEAL MATERIAL			
		METRIC SERIES d (mm)				INCH SERIES d/R (inches)	
SHX	handle block (for VKD ball valves)	006	6			E	EPDM
LM	lever (for butterfly)	008	8			F	FPM
RM	gear box (for butterfly)	010	10			N	NBR
FM	bare shaft (for butterfly)	012	12	014	1/4"	P	PTFE
NC	Pneumatic Normally Closed	016	16	038	3/8"		
NO	Pneumatic Normally Open	020	20	012	1/2"		
DA	Pneumatic Double Acting	025	25	034	3/4"		
SA	Pneumatic Single Acting	032	32	100	1"		
EA	Electric 230V AC	040	40	114	1" 1/4		
EB	Electric 115V AC	050	50	112	1" 1/2		
EE	Electric 24V AC	063	63	200	2"		
EF	Electric 24V DC			214	2" 1/4		
EI	Electric 400V three phase	075	75	212	2" 1/2		
EM	Electric 90-240V AC			234	2" 3/4		
EL	Electric 24V AC/DC	090	90	300	3"		
		110	110	400	4"		
		125	125				
		140	140	500	5"		
		160	160	600	6"		
		180	180				
		200	200				
		225	225	800	8"		
		250	250				
		280	280	810	10"		
		315	315	812	12"		
		355	355				
		400	400				

# DUAL BLOCK® SERIES BALL VALVES DN 10÷50

## ACCESSORIES

ACCESSORIES FOR BALL VALVES IN PVC-U, PVC-C, PP-H, PVDF



### Power Quick/CP

Actuation module for pneumatically actuated valves

d	DN	ISO	Square	to be used with:	Code	€	pack	n./box	box type
16	10	F03-04*	11	VKD-TKD	PQCP020	47,44	-	-	-
20	15	F03-04*	11	VKD-TKD	PQCP020	47,44	-	-	-
25	20	F03-05''	11	VKD-TKD	PQCP025	50,31	-	-	-
25	20	F04	11	VKD-TKD	PQCP025F04	50,31	-	-	-
32	25	F03-05*	11	VKD-TKD	PQCP032	50,31	-	-	-
32	25	F04	11	VKD-TKD	PQCP032F04	50,31	-	-	-
40	32	F05-07*	14	VKD-TKD	PQCP040	57,52	-	-	-
50	40	F05-07*	14	VKD-TKD	PQCP050	57,52	-	-	-
63	50	F05-07*	14	VKD-TKD	PQCP063	61,10	-	-	-

\* for limit switch box MSKD type



### Power Quick/CE

Actuation module for electrically actuated valves

d	DN	ISO	Square	to be used with:	Code	€	pack	n./box	box type
16	10	F03-04	14	VKD-TKD	PQCE020	47,44	-	-	-
20	15	F03-04	14	VKD-TKD	PQCE020	47,44	-	-	-
25	20	F03-05	14	VKD-TKD	PQCE025	50,31	-	-	-
25	20	F04	14	VKD-TKD	PQCE025F04	50,31	-	-	-
32	25	F03-05	14	VKD-TKD	PQCE032	50,31	-	-	-
32	25	F04	14	VKD-TKD	PQCE032F04	50,31	-	-	-
40	32	F05-07	14	VKD-TKD	PQCE040	57,52	-	-	-
50	40	F05-07	14	VKD-TKD	PQCE050	57,52	-	-	-
63	50	F05-07	14	VKD-TKD	PQCE063	61,10	-	-	-

# DUAL BLOCK® SERIES BALL VALVES DN 10÷50

## ACCESSORIES

### ACCESSORIES FOR BALL VALVES IN PVC-U, PVC-C, PP-H, PVDF



### SHKD

Handle block kit 0°-90° with padlock installation predisposal (handle not included)

d	DN	to be used with:	Code	€	pack	n./box	box type
16 - 20	10 - 15	VKD-TKD	SHKD020	12,23	-	-	-
25 - 32	20 - 25	VKD-TKD	SHKD032	13,65	-	-	-
40 - 50	32 - 40	VKD-TKD	SHKD050	15,83	-	-	-
63	50	VKD-TKD	SHKD063	16,96	-	-	-



### MSKD

Limit switch box with electromechanical or inductive microswitches for manual ball valves

d	DN	ISO	Quadro	to be used with:	Mechanical code	€	Inductive (2 wires) code	€	Inductive Namur code	€	pack	n./box	box type
16	10	F03	11	VKD-TKD*	MSKD1M	108,24	MSKD1I	403,22	MSKD1N	438,41	-	-	-
20	15	F03	11	VKD-TKD*	MSKD1M	108,24	MSKD1I	403,22	MSKD1N	438,41	-	-	-
25	20	F03	11	VKD-TKD*	MSKD1M	108,24	MSKD1I	403,22	MSKD1N	438,41	-	-	-
32	25	F03	11	VKD-TKD*	MSKD1M	108,24	MSKD1I	403,22	MSKD1N	438,41	-	-	-
40	32	F05	14	VKD-TKD*	MSKD2M	108,24	MSKD2I	403,22	MSKD2N	438,41	-	-	-
50	40	F05	14	VKD-TKD*	MSKD2M	108,24	MSKD2I	403,22	MSKD2N	438,41	-	-	-
63	50	F05	14	VKD-TKD*	MSKD2M	108,24	MSKD2I	403,22	MSKD2N	438,41	-	-	-

Note: to be installed on PowerQuick/CP  
\* for manual TKD valves only 90° rotation

# DUAL BLOCK® SERIES BALL VALVES DN 10÷50

## ACCESSORIES

ACCESSORIES FOR BALL VALVES IN PVC-U, PVC-C, PP-H, PVDF



### PSKD

Stem extension (to be glued on PVC-U metric pipe)\*

d	DN	Ø pipe	to be used with:	Code	€	pack	n./box	box type
16	10	25	VKD-TKD	PSKD020	26,60	-	-	-
20	15	25	VKD-TKD	PSKD020	26,60	-	-	-
25	20	25	VKD-TKD	PSKD025	27,18	-	-	-
32	25	25	VKD-TKD	PSKD032	27,88	-	-	-
40	32	32	VKD-TKD	PSKD040	28,19	-	-	-
50	40	32	VKD-TKD	PSKD050	29,32	-	-	-
63	50	32	VKD-TKD	PSKD063	32,35	-	-	-

\* Pipe not included



# DUAL BLOCK® SERIES BALL VALVES DN 10÷50

## ACCESSORIES

ACCESSORIES FOR BALL VALVES IN PVC-U, PVC-C, PP-H, PVDF



### LTKD

Rotational stroke limiter 90° or 180° for 3 ways valves

d	DN	to be used with:	90° code	€	180° code	€	pack	n./box	box type
16 - 20	10 - 15	TKD	LTKD090020	11,53	LTKD180020	11,53	-	-	-
25 - 32	20 - 25	TKD	LTKD090032	12,87	LTKD180032	12,87	-	-	-
40 - 50	32 - 40	TKD	LTKD090050	15,43	LTKD180050	15,43	-	-	-
63	50	TKD	LTKD090063	18,43	LTKD180063	18,43	-	-	-



### PMKD

Distance plate for wall mounting installations

d	DN	to be used with:	Code	€	pack	n./box	box type
16	10	VKD-VKR	PMKD1	6,48	-	-	-
20	15	VKD-VKR	PMKD1	6,48	-	-	-
25	20	VKD-VKR	PMKD1	6,48	-	-	-
32	25	VKD-VKR	PMKD1	6,48	-	-	-
40	32	VKD-VKR	PMKD2	7,05	-	-	-
50	40	VKD-VKR	PMKD2	7,05	-	-	-
63	50	VKD-VKR	PMKD2	7,05	-	-	-

# DUAL BLOCK® SERIES BALL VALVES DN 10÷50

## ACCESSORIES

ACCESSORIES FOR BALL VALVES IN PVC-U, PVC-C, PP-H, PVDF



### Distance Plate Kit

Kit composed by distance plate PMKD, 2 screws and 2 brass inserts for wall mounting installation

d	DN	to be used with:	Code	€	pack	n./box	box type
16÷32	10÷25	VKD - VKR	KITPMKD1	8,05	-	-	-
40÷63	32÷50	VKD - VKR	KITPMKD2	8,49	-	-	-

### Fastening Inserts

Fastening Stainless Steel or Brass Inserts

d	DN	Filett.	to be used with:	Stainless Steel Code	€	Brass Code	€	pack	n./box	box type
16÷32	10÷25	M4	VKD - VKR	SINSMO4X	62,55	SINSMO4O	11,32	20	-	-
40÷63	32÷50	M6	VKD - VKR	SINSMO6X	69,15	SINSMO6O	13,63	20	-	-



### Easytorque Kit

Kit for union nut tightening and ball seat carrier adjustment for Easyfit DN 10÷50 valves and for ball seat carrier adjustment for DUAL BLOCK® valves.

The kit includes: 1 torque wrench, 6 inserts for ball seat carriers adjustment (for 6 different diameters), 6 inserts for union nuts adjustment (for 6 different diameter).

DN	Code	€	pack	n./box	box type
10÷50	KET01	235,79	-	-	-

# DUAL BLOCK® SERIES BALL VALVES DN 65÷100

## ACCESSORIES

ACCESSORIES FOR BALL VALVES IN PVC-U, PVC-C, PP-H, PVDF



### VKD-MS

Limit switch box with electromechanical or inductive microswitches for manual ball valves

d	DN	Mechanical Code	€	Inductive Code	€	Namur* Code	€	pack	n./box	box type
75	65	FKMS1M	296,13	FKMS1I	441,15	FKMS1N	486,20	-	-	-
90	80	FKMS1M	296,13	FKMS1I	441,15	FKMS1N	486,20	-	-	-
110	100	FKMS1M	296,13	FKMS1I	441,15	FKMS1N	486,20	-	-	-

Mounting Kit included  
\*Safety Class: Eex ia IIC T6



### Actuation Kit

Actuation Kit for VKD 75÷110 composed by adapter plate, square reduction and bolting

d	DN	Code	€	pack	n./box	box type
75	65	AKVKD075110	28,40	1	-	-
90	80	AKVKD075110	28,40	1	-	-
110	100	AKVKD075110	28,40	1	-	-



### Multifunctional Tool

Wrench tool for ball seat carrier adjustment manual override for pneumatic actuators DA

DN valve	to be used with:	Code	€	pack	n./box	box type
65÷100	VKD*	WTOOL	9,48	1	-	-

\* Included as standard on VKD DN 65÷100 packaging

# DUAL BLOCK® SERIES BALL VALVES DN 65÷100

## ACCESSORIES

ACCESSORIES FOR BALL VALVES IN PVC-U, PVC-C, PP-H, PVDF



### LSE

Customisation and label printing set for valves

d	DN	total labels	N° of sheets	VKD* Code	€	pack	n./box	box type
75	65	500	10	LSE040	100,99	-	-	-
90	80	500	10	LSE040	100,99	-	-	-
110	100	500	10	LSE040	100,99	-	-	-

\* For valves produced starting from 09/12

# EASYFIT SERIES BALL VALVES DN 10÷50

## ACCESSORIES

ACCESSORIES FOR BALL VALVES IN PVC-U, PVC-C, PP-H, PVDF



### Easyfit handle

Easyfit Multifunctional handle for SXE - SSE nuts tightening

d	DN	Code	€	pack	n./box	box type
16 - 20	10 - 15	HAVXE020	2,42	-	-	-
25	20	HAVXE025	3,53	-	-	-
32	25	HAVXE032	5,14	-	-	-
40	32	HAVXE040	10,14	-	-	-
52	40	HAVXE050	10,35	-	-	-
63	50	HAVXE063	16,54	-	-	-



### Kit Easytorque

Kit for union nut tightening and ball seat carrier adjustment for Easyfit DN 10÷50 valves and for ball seat carrier adjustment for DUAL BLOCK® valves.

The kit includes: 1 torque wrench, 6 inserts for ball seat carriers adjustment (for 6 different diameters), 6 inserts for union nuts adjustment (for 6 different diameter).

DN	Code	€	pack	n./box	box type
10÷50	KET01	235,79	-	-	-

# EASYFIT SERIES BALL VALVES DN 10÷50

## ACCESSORIES

### ACCESSORIES FOR BALL VALVES IN PVC-U, PVC-C, PP-H, PVDF



#### LCE

Set of transparent service plug white PVC with tag holder (20+20 pcs each set) for VEE Easyfit handle or Check Valves SXE and SSE

d	DN	VEE Code	€	SXE-SSE Code	€	pack	n./box	box type
16	10	LCE020	29,79	-	-	-	1	03
20	15	LCE020	29,79	-	-	-	1	03
25	20	LCE025	29,92	-	-	-	1	03
32	25	LCE032	31,83	LCE020	29,79	-	1	03
40	32	LCE040	32,85	LCE025	29,92	-	1	03
50	40	LCE050	34,01	LCE032	31,83	-	1	03
63	50	LCE063	43,84	LCE032	31,83	-	1	03



#### LSE

Customisation and label printing set for valves

d	DN	total labels	N° of sheets	VEE-VXE Code	€	SXE-SSE Code	€	pack	n./box	box type
16	10	500	10	LSE020	100,99	-	-	-	-	-
20	15	500	10	LSE020	100,99	-	-	-	-	-
25	20	500	10	LSE025	100,99	-	-	-	-	-
32	25	500	10	LSE032	100,99	LSE020	100,99	-	-	-
40	32	500	10	LSE040	100,99	LSE025	100,99	-	-	-
50	40	400	10	LSE050	100,99	LSE032	100,99	-	-	-
63	50	400	10	LSE063	100,99	LSE032	100,99	-	-	-

Note: to use the LSE labelling system on VEE valves it is necessary to purchase also the LCE set.

# EASYFIT SERIES BALL VALVES DN 65÷100

## ACCESSORIES

ACCESSORIES FOR BALL VALVES IN PVC-U, PVC-C, PP-H, PVDF



### Easyfit Tool

Easyfit Tool for for VEE - VXE - SXE - SSE DN 65-100 union nuts tightening

d	DN	to be used with:	Code	€	pack	n./box	box type
75	65	VEE - SXE - SSE	HSVXE075	33,85	-	-	-
90	80	VEE - SXE - SSE	HSVXE090	34,22	-	-	-
110	100	VEE - SXE - SSE	HSVXE110	43,73	-	-	-



### Power Quick Easyfit

Actuation module

d	DN	ISO	Quadro	to be used with:	Code	€	pack	n./box	box type
75	65	F05-07	14	VEE - VXE	PQE090	77,91	1	-	-
90	80	F05-07	14	VEE - VXE	PQE090	77,91	1	-	-
110	100	F05-07	17	VEE - VXE	PQE110	85,71	1	-	-

# EASYFIT SERIES BALL VALVES DN 65÷100

## ACCESSORIES

ACCESSORIES FOR BALL VALVES IN PVC-U, PVC-C, PP-H, PVDF



### SHE

Handle block kit 0°-90° with padlock installation predisposal

d	DN	to be used with:	Code	€	pack	n./box	box type
75	65	VEE - VXE	SHE090	14,49	-	-	-
90	80	VEE - VXE	SHE090	14,49	-	-	-
110	100	VEE - VXE	SHE110	14,49	-	-	-



### PSE

Stem extension (to be glued on PVC-U pipe)\*

d	inch	DN	Ø pipe	to be used with:	ISO pipe Code	€	ASTM-BS pipe Code	€	pack	n./box	box type
75	2" 1/2	65	63	VEE-VXE	PSE090	40,94	PSE300	40,94	-	-	-
90	3"	80	63	VEE-VXE	PSE090	40,94	PSE300	40,94	-	-	-
110	4"	100	63	VEE-VXE	PSE110	40,94	PSE400	40,94	-	-	-

\* Pipe and handle not included



# EASYFIT SERIES BALL VALVES DN 65÷100

## ACCESSORIES

### ACCESSORIES FOR BALL VALVES IN PVC-U, PVC-C, PP-H, PVDF



### MSE

Limit switch box with electromechanical or inductive microswitches for manual ball valves with Easyfit Power Quick module included

d	DN	ISO	Quadro	Mechanical Code	€	Inductive (2 wires) Code	€	Inductive namur Code	€	pack	n./box	box type
75	65	F05	14	MSE1MPQ	204,84	MSE1IPQ	544,05	MSE1NPQ	584,53	-	-	-
90	80	F05	14	MSE1MPQ	204,84	MSE1IPQ	544,05	MSE1NPQ	584,53	-	-	-
110	100	F05	17	MSE2MPQ	212,88	MSE2IPQ	552,09	MSE2NPQ	592,57	-	-	-



### LCE

Set of transparent service plug white PVC with tag holder (20+20 pcs each set) for VEE Easyfit handle or Check Valves SXE and SSE

d	DN	VEE Code	€	SXE-SSE Code	€	pack	n./box	box type
75	65	LCE040	32,85	LCE063	43,84	-	-	-
90	80	LCE040	32,85	LCE063	43,84	-	-	-
110	100	LCE040	32,85	LCE063	43,84	-	-	-

# EASYFIT SERIES BALL VALVES DN 65÷100

## ACCESSORIES

ACCESSORIES FOR BALL VALVES IN PVC-U, PVC-C, PP-H, PVDF



### LSE

Customisation and label printing set for valves

d	DN	total labels	N° of sheets	VXE - VEE Code	€	SXE - SSE Code	€	pack	n./box	box type
75	65	500	10	LSE040	100,99	LSE063	100,99	-	-	-
90	80	500	10	LSE040	100,99	LSE063	100,99	-	-	-
110	100	500	10	LSE040	100,99	LSE063	100,99	-	-	-

Note: to use the LSE labelling system on VEE valves it is necessary to purchase also the LCE set.

# BUTTERFLY VALVES ACCESSORIES

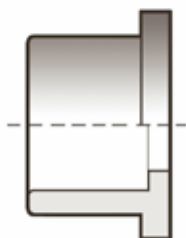
## ACCESSORIES FOR BUTTERFLY VALVES IN PVC-U, PVC-C, PP-H, PVDF



### PVC-U Flanging Kit

Flange kit including 2 stubs QRV, 2 backing ring ODV, studs, nuts, washers and PE protecting caps

d	DN	to be used with:	Code	€	pack	n./box	box type
50	40	FE - FK	KITFL050Z	29,64	-	-	-
63	50	FE - FK	KITFL063Z	31,42	-	-	-
75	65	FE - FK	KITFL075Z	34,91	-	-	-
90	80	FE - FK	KITFL090Z	54,18	-	-	-
110	100	FE - FK	KITFL110Z	65,32	-	-	-
125	125	FE - FK	KITFL125Z	81,66	-	-	-
140	125	FE - FK	KITFL140Z	98,02	-	-	-
160	150	FE - FK	KITFL160Z	147,02	-	-	-
200	200	FE - FK	KITFL200Z	196,77	-	-	-
225	200	FE - FK	KITFL225Z	221,26	-	-	-



### QPV Special Stub for FE-FK Butterfly Valve

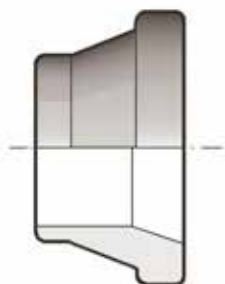
Special flat stub in PVC-U for butterfly valve d140 and d225 on d125 and d200 pipes

d	DN	to be used with:	Code	€	pack	n./box	box type
125	125	FE - FK	QPV125FKE	See E3 price list	-	-	-
200	200	FE - FK	QPV200FKE	See E3 price list	-	-	-

# BUTTERFLY VALVES

## ACCESSORIES

ACCESSORIES FOR BUTTERFLY VALVES IN PVC-U, PVC-C, PP-H, PVDF



### QBM Special Stub in PP-H for FK

Chamfered stub flange short spigot for butt fusion to be used with FK butterfly valves

Valve d	Pipe d	PN 6 SDR 17,6 Code	€	PN10 SDR11 Code	€	pack	n./ box	box type
160	160	-	-	QBM11FK160	See EB price list	-	-	-
225	200	QBM17FK200	See EB price list	QBM11FK200	See EB price list	-	-	-
225	225	-	-	QBM11FK225	See EB price list	-	-	-
280	250	QBM17FK250	See EB price list	QBM11FK250	See EB price list	-	-	-
280	280	-	-	QBM11FK280	See EB price list	-	-	-
315	315	QBM17FK315	See EB price list	QBM11FK315	See EB price list	-	-	-
355	355	QBM17FK355	See EB price list	QBM11FK355	See EB price list	-	-	-
400	400	QBM17FK400	See EB price list	QBM11FK400	See EB price list	-	-	-

Note: ISO/DIN PE100 chamfered stub flange available on request

# BUTTERFLY VALVES ACCESSORIES

## ACCESSORIES FOR BUTTERFLY VALVES IN PVC-U, PVC-C, PP-H, PVDF



### Extra price for AISI 316 Shaft

AISI 316 Stainless Steel shaft for FE butterfly valves

d	DN	to be used with:	Code	€	pack	n./box	box type
50	40	FE	-	67,90	-	-	-
63	50	FE	-	67,90	-	-	-
75	65	FE	-	74,27	-	-	-
90	80	FE	-	76,21	-	-	-
110	100	FE	-	78,97	-	-	-
140	125	FE	-	107,70	-	-	-
160	150	FE	-	122,40	-	-	-
225	200	FE	-	260,26	-	-	-

Note: to order FE valve with AISI 316 shaft, please add to the basic code the letter X  
Example: FEOVLM160E + X = FEOVLM160EX



### LSE


Customisation and label printing set for valves

d	DN	total labels	N° of sheets	FE*- FK* Code	€	pack	n./box	box type
50	40	500	10	LSE040	100,99	-	-	-
63	50	500	10	LSE040	100,99	-	-	-
75	65	500	10	LSE040	100,99	-	-	-
90	80	500	10	LSE040	100,99	-	-	-
110	100	500	10	LSE040	100,99	-	-	-
125-140	125	500	10	LSE040	100,99	-	-	-
160	150	500	10	LSE040	100,99	-	-	-
200-225	200	500	10	LSE040	100,99	-	-	-

\* For valves produced starting from 09/12

# BUTTERFLY VALVES ACCESSORIES

## ACCESSORIES FOR BUTTERFLY VALVES IN PVC-U, PVC-C, PP-H, PVDF



### FK MS

Limit switch box with electromechanical or inductive microswitches and mounting kit type MS for FK series manual butterfly valves

d	DN	to be used with:	Mechanical Code	€	Inductive (3 wires PNP) Code	€	Inductive Namur* Code	€	pack	n./box	box type
50	40	FK	FKMSOM	296,13	FKMSOI	441,15	FKMSON	480,47	-	-	-
63	50	FK	FKMSOM	296,13	FKMSOI	441,15	FKMSON	480,47	-	-	-
75	65	FK	FKMSOM	296,13	FKMSOI	441,15	FKMSON	480,47	-	-	-
90	80	FK	FKMSIM	296,13	FKMSII	441,15	FKMS1N	486,20	-	-	-
110	100	FK	FKMSIM	296,13	FKMSII	441,15	FKMS1N	486,20	-	-	-
140	125	FK	FKMSIM	296,13	FKMSII	441,15	FKMS1N	486,20	-	-	-
160	150	FK	FKMSIM	296,13	FKMSII	441,15	FKMS1N	486,20	-	-	-
225	200	FK	FKMS2M	310,53	FKMS2I	455,53	FKMS2N	493,17	-	-	-

\*Safety Class: Eex ia IIC T6



### Microswitches box for FK/RM\*

Electromechanical or inductive microswitches box for butterfly valve with gear box series FK/RM

Tipo valvola	DN	Mechanical Code	€	Inductive 3 wires Code	€	Inductive Namur** Code	€	pack	n./box	box type
FK/RM	ALL	-	245,74	-	368,91	-	407,64	-	-	-

Note: to order FK/RM valves with microswitches box, please add to the basic code the following reference letter

M = Electromechanical

I = Inductive PNP 3 wires

N = Inductive Namur

Example: FKOMRM400E + M = FKOMRM400EM

\* factory assembled only

\*\*Safety Class: Eex ia IIC T6

# BUTTERFLY VALVES ACCESSORIES

## ACCESSORIES FOR BUTTERFLY VALVES IN PVC-U, PVC-C, PP-H, PVDF



### Actuation Adaptor

ISO adaptor for actuation FK valves

d	DN	to be used with:	Code	€	pack	n./box	box type
50	40	FK	FKADA160	15,36	-	-	-
63	50	FK	FKADA160	15,36	-	-	-
75	65	FK	FKADA160	15,36	-	-	-
90	80	FK	FKADA160	15,36	-	-	-
110	100	FK	FKADA160	15,36	-	-	-
140	125	FK	FKADA160	15,36	-	-	-
160	150	FK	FKADA160	15,36	-	-	-
225	200	FK	FKADA225	18,70	-	-	-

# DIAPHRAGM VALVES

## ACCESSORIES

ACCESSORIES FOR DIAPHRAGM VALVES IN PVC-U, PVC-C, PP-H, PVDF



### Distance plate CM

Distance plate for unionized CM to prevent contact between nuts and support surface

DN	Valve type	Code	€	pack	Q.tà Cartone	Tipo Cartone
12 - 15	CM	ZPL2415002	7,62	-	-	-



### PMDK

Distance plate for wall mounting installations

DN	to be used with:	Code	€	pack	n./ box	box type
15	DK	PMDK1	10,61	-	-	-
20	DK	PMDK1	10,61	-	-	-
25	DK	PMDK1	10,61	-	-	-
32	DK	PMDK2	12,32	-	-	-
40	DK	PMDK2	12,32	-	-	-
50	DK	PMDK2	12,32	-	-	-
65	DK	PMDK2	12,32	-	-	-



### Distance Plate Kit PMDK

Kit composed by distance plate PMDK with 2 stainless steel screws

DN	to be used with:	Code	€	pack	n./ box	box type
15	DK	KITPMDK1	13,70	-	-	-
20	DK	KITPMDK1	13,70	-	-	-
25	DK	KITPMDK1	13,70	-	-	-
32	DK	KITPMDK1	13,70	-	-	-
40	DK	KITPMDK2	15,41	-	-	-
50	DK	KITPMDK2	15,41	-	-	-
65	DK	KITPMDK2	15,41	-	-	-



# FOOT VALVE ACCESSORIES

## ACCESSORIES FOR FOOT VALVE IN PVC-U



### SZIV

Screen assembly spigot and socket for solvent welding for foot valve

d	d <sub>1</sub>	DN	Code	€	pack	n./box	box type
20	16	10	SZIV016	11,70	-	-	-
25	20	15	SZIV020	12,41	-	-	-
32	25	20	SZIV025	13,08	-	-	-
40	32	25	SZIV032	13,92	-	-	-
50	40	32	SZIV040	26,32	-	-	-
63	50	40	SZIV050	27,07	-	-	-
75	63	50	SZIV063	27,94	-	-	-

# PACKAGING INFORMATION

	pack	n./ box	box type
Q.ty of products per Pack	1		
Q.ty of products per Carton Box		22	
Carton Box type			03

Please note that pack and n./box quantities could be modified during the validity of the price list



## Carton box dimensions

Box Type	L (mm)	P (mm)	H (mm)	Volume (m <sup>3</sup> )
00	800	600	400	0,1920
01	590	390	500	0,1151
02	590	390	300	0,0690
03	390	290	300	0,0339
04	390	290	200	0,0226
05	295	195	200	0,0115
08	680	600	280	0,1142
K01	200	200	130	0,0052
K02	200	200	200	0,0080
K03	300	200	200	0,0120
K04	300	260	200	0,0156
K05	400	300	200	0,0240
K06	400	300	250	0,0300
K07	200	150	100	0,0030
K08	300	100	100	0,0030
K09	300	260	300	0,0234
K10	400	200	200	0,0160
K11	400	400	130	0,0208
K12	400	400	250	0,0400
K13	400	260	420	0,0437
K14	400	300	250	0,0300
K15	400	300	300	0,0360
K16	400	400	250	0,0400
K17	400	400	300	0,0480
K18	600	400	300	0,0720
K19	600	400	500	0,1200
K20	800	600	350	0,1680
N01	160	160	350	0,0090
N02	170	170	300	0,0087
N03	190	190	300	0,0108
N04	210	210	300	0,0132
N05	220	220	220	0,0106
N06	240	240	240	0,0138
N07	280	280	170	0,0133
N08	300	300	180	0,0162
N09	350	350	130	0,0159
N10	410	410	150	0,0252
N11	470	470	90	0,0199

# CONDITIONS OF SUPPLY

- **INTRODUCTORY STATEMENT:** our supplies include the products specified in our Sales confirmation and are governed by the following Terms and Conditions which the Customer declares to understand and to accept, except for possible derogations stated in an explicit written agreement. In particular all foreign supplies will be governed by INCOTERMS, as defined by the International Chamber of Commerce.
- **PRODUCTS:** to prevent regrettable misunderstandings, **it is advisable to refer to the nomenclature and codes of our catalogues and/or price lists** for the identification of our products. The items featuring an asterisk (\*), though currently on hand, are not included in our wide range of products for which stock rebuild is scheduled. Therefore our order acceptance depends upon the actual availability of the product.
- **PACKAGING:** to speed-up delivery and to facilitate warehousing at the Customer's, we reserve the right to convert the ordered quantities into multiples of the standard packages, as shown in our price list next to each item.
- **MINIMUM PURCHASE:** for orders involving a net amount of less than € 258,23 for Italy: we will charge € 15,49, € 516,46 for other Countries: we will charge € 30,99 as partial recovery of the handling costs.
- **PRICES:** prices will be those in force at the time when the order was placed, except in case of forward delivery. In the latter case, the prices in force at the time of shipment will be invoiced. Our prices include normal packing; special packing, if required by the customer will be charged at cost price.
- **DELIVERY:** delivery is intended ex our Warehouse or Stores and is normally prompt, subject to being unsold. The anticipated delivery terms for unavailable items will be indicated, but these will be in no way binding or firm. If these delivery schedules cannot be kept for any reason whatsoever, the Purchaser can cancel the order only if the delay exceeds three months from the anticipated delivery date stated in our Order Confirmation. After this time lapse, we too shall be entitled to cancel any orders for items which delayed deliveries due to serious production problems.
- **SHIPMENT:** if the mode of shipment is not specifically indicated by the Customer, shipment will be effected as deemed most suitable by us. Even if the goods are sold free to destination, their transport will be at the Customer's risk. Insurance coverage will only be effected if specifically requested by the Customer.
- **PAYMENT:** the Customer cannot, for any reason whatsoever, defer payments beyond the established dates. Furthermore, we shall be fully entitled to charge interests in arrears on any and all delayed payments. These interests will be based upon the discount rate in force at that time in Italy, plus 3 unit % .
  - Unless otherwise specified, payments shall be made by opening of an irrevocable credit at call (for Foreign Countries).
  - Unless otherwise specified, payment shall be telegraphic transfer not later than 30 days after the date of invoicing (for Italy)
- **OWNERSHIP CLAUSE:** the products supplied by us will remain our property until fully paid for.
- **GUARANTEE CLAUSE:** we guarantee the good quality of our products in compliance with the standards publicized in our catalogues. However, our guarantee is limited to the repair and/or replacement of our materials, excluding any other liability, in particular for damages caused in any way whatsoever by utilization of our products. This guarantee terminates and will be no longer valid:
  - one year after the delivery of the material in question;
  - if the material is used in other way than the operating conditions specified by us;
  - if the materials are modified by people not belonging to our Company. On this subject, it should be noted that the Purchaser will incur all liabilities provided by Law for any modification of our products.We shall be duly informed about any accidents in which our products are involved and such accidents shall be reported to us immediately and within 24 Hours of their occurrence.
- **CLAIMS:** only complaints/claims reaching us by registered letter within 30 days after invoicing date will be taken into consideration. In particular, we will not accept any materials returned to us, unless their reshipment - free at our warehouses - has been duly authorized by our appropriate executive.
- **DISPUTES:** any disputes which cannot be amicably settled or settled by a court of arbitration, shall be handled by the Court of Genoa which will have jurisdiction.
- **CUSTOMER SERVICE:** our Technical and Commercial Services are available to all our Customers to provide any information on the characteristics and application sectors of our products.

The above General Terms and Conditions may be changed without previous notice.

All information contained in this collection are given in good faith and are correct at date of publication thereof.

The drawings and photographs contained in this price list are provided for illustrative purposes.

**Aliaxis**  
UTILITIES & INDUSTRY

**FIP Formatura Iniezione Polimeri**

Loc. Pian di Parata, 16015 Casella Genova Italy

Tel. +39 010 9621.1

Fax +39 010 9621.209

info.fip@aliaxis.com

[www.fipnet.com](http://www.fipnet.com)

