



PRICE LIST E3.17
PVC-U PRESSURE FITTINGS





Since 1954 FIP produces injection moulded valves and fittings in thermoplastic materials for pressure pipeline systems thus becoming nowadays the largest European valves manufacturer.


FIP is a company of the Aliaxis Group: a worldwide industrial holding, gathering together a series of companies manufacturing and marketing plastic plumbing products for building, industrial and public utilities applications.

FIP products are manufactured on EU production sites, operating to the Quality Assurance System in compliance with ISO 9001 and with the Environmental Management System ISO 14001 standards requirements.

Moulded in FIP products there are over 50 years of know-how powered by a strong quest for innovation.

Product manager	
PVC-U Manual & Actuated valves - Lucia Cambiaso	Tel. +39 010 9621 266
PVC-C Manual & Actuated valves - Mauro Nobile	Tel. +39 010 9621 414
PP-H & PVDF Manual & Actuated valves - Silvia Porcile	Tel. +39 010 9621 267
Variable area flowmeters - Alberto Claveri	Tel. +39 010 9621 340
PVC-U & PVC-C fittings - Mauro Nobile	Tel. +39 010 9621 414
PE, PP-H & PVDF fittings - Silvia Porcile	Tel. +39 010 9621 267
PP Compression fittings MAGNUM System & Clamp saddles - Stefano Carrea	Tel. +39 010 9621 255
Technical Support	technical.fip@aliaxis.com

Company Certificates		
	Cert. N° 1 in compliance with the Standard UNI EN ISO 9001	
	Cert. N° 70 in compliance with the Standard UNI EN ISO 14001	

CE Conformity	
	CE conformity according to European directives EC/2104/68.

R01-02-2017

INDEX

PVC-U PRESSURE FITTINGS

General info

How to read FIP Fittings Commercial Codes	page 4
Reference standards	page 6
Approvals and quality marks	page 8

ISO-UNI FITTINGS

Solvent weld fittings - Equal socket	page 11
Solvent weld fittings - Cap	page 16
Solvent weld fittings - Unions	page 17
Solvent weld fittings - Reducers	page 19
Solvent weld fittings - Stubs	page 22
Solvent weld fittings - Hose adaptor	page 24
Flanges - ISO-DIN series	page 25
Flanges - ANSI series	page 28

ISO-BSP FITTINGS

Adaptor fittings	page 30
Adaptor fittings - Unions	page 35
Adaptor fittings - Brass Union Ends	page 38
Adaptor fittings - SS A316L Union Ends	page 39
Adaptor fittings - Tank connectors	page 40

BSP FITTINGS

Threaded fittings - Equal socket	page 42
Threaded fittings	page 45
Threaded fittings - Unions	page 46
Threaded fittings - Reducers	page 47
Threaded fittings - Hose adaptors	page 49

BS FITTINGS

Fittings according to British standard - Equal socket	page 51
Fittings according to British standard - Cap	page 54
Fittings according to British standard - Unions	page 55
Fittings according to British standard - Reducers	page 56
Fittings according to British standard - Stubs	page 57
Fittings according to British standard - Fix flanges	page 58
Fittings according to British standard - BS-BSP Adaptors	page 59

ACCESSORIES, SPECIAL PARTS AND GASKETS

Pipe clips	page 61
O-Ring	page 63
Flat gaskets	page 64

GLUES AND CLEANERS

Glues and cleaners	page 66
--------------------	---------

Packaging Information	page 67
Conditions of supply	page 68

CODES

HOW TO READ FIP FITTINGS COMMERCIAL CODES

Ex: **BIV050E** PVC-U union, d50, socket for solvent welding, EPDM gasket

B TYPE OF FITTINGS		I JOINT SYSTEM		V MATERIALS	
A	Hose connector	C	Cieco	C	PVC-C
B	Socket union	F	BSP female threaded (inch)	E	PE
C	End cap	G	JIS socket threaded (inch)	F	PVDF
D	Reducer bush	I	ISO socket (metric)	M	PP-H
E	Nut	M	BS male (inch)	V	PVC-U
F	Fixed flange	P	Hose adaptor (metric)	B	PP-steel
F/B	Union bush	R	BSP male threaded (inch)	O	Brass
G	90° elbow	B	ISO butt welding (metric)		
H	45° elbow	D	ISO spigot (metric)		
J	Back nut	A	ASTM socket (inch)		
K	Transition fitting				
L	Tank connector				
M	Socket				
N	Nipple				
NR	Reduced nipple				
O	Free flange				
P	Plug				
Q	Collars				
Q/B	Union end connector				
R	Reduction				
S	90° bend				
T	90° tee				
TR	90° tee with reduced offtake				
U	Clamp saddles				
Z	Pipe clips				
Y	45° tee				
X	Cross				

050 SIZE		E SEAL MATERIAL	
METRIC SERIES d (mm)		INCH SERIES d/R (pollici)	
006	6		E EPDM
008	8		F FPM
010	10		N NBR
012	12	014 1/4"	P PTFE
016	16	038 3/8"	
020	20	012 1/2"	
025	25	034 3/4"	
032	32	100 1"	
040	40	114 1" 1/4	
050	50	112 1" 1/2	
063	63	200 2"	
		214 2" 1/4	
075	75	212 2" 1/2	
		234 2" 3/4	
090	90	300 3"	
110	110	400 4"	
125	125		
140	140	500 5"	
160	160	600 6"	
180	180		
200	200		
225	225	800 8"	
250	250		
280	280	810 10"	
315	315	812 12"	
355	355		
400	400		

REFERENCE STANDARDS

The PVC-U production line operates to the highest quality standards, in full compliance with current legislation governing environmental issues and in accordance with standard **ISO 14001**. All products are manufactured in accordance with a quality assurance system complying with standard **ISO 9001**.

- **ASTM D 1785**
Standard specification for pipes in PVC, Sch. 40-80-120
- **ASTM D 2464**
Standard specification for threaded polyvinyl chloride (PVC) plastic pipe fittings
- **ASTM D 2467**
Standard specification for polyvinyl chloride (PVC) plastic pipe fittings, sch. 80
- **BS 10**
Specification for flanges and bolting for pipes, valves and fittings
- **BS 21**
Specification for pipe threads for tubes and fittings
- **BS 3505**
Specification for PVC-U pressure pipes for cold water supplies
- **BS 3506**
Specification for PVC-U pipes for industrial use
- **BS 4346-1**
Joints and fittings for use with solvent weld PVC pressure pipes
- **DIN 2501**
Flange dimensions and drilling
- **DIN 2999**
Whitworth pipe threads for threaded pipes and fittings
- **DIN 8062**
PVC-U pipes - dimensions
- **DIN 8063**
PVC-U pipe fittings - dimensions
- **DVS 2204 - DVS 2221**
Adhesive bonding of thermoplastic PVC-U pipes and fittings
- **EN 1092-1**
Flanges and their joints - Circular flanges for pipes, fittings, valves and accessories - Part 1: PN designated steel flanges
- **EN ISO 1452**
PVC-U pipes and fittings for water supply systems
- **EN ISO 15493**
Plastic piping systems (Pipes, Fittings and Valves) in ABS, PVC-U, PVC-C for industrial applications
- **ISO 7**
PVC-U fittings with pressure-tight threaded joints
- **ISO 161-1**
Dimensions of PVC-U pipes and fittings, metric series
- **ISO 228-1**
PVC-U pipe fittings with threaded joints

- **ISO 727**
PVC-U pipes and fittings Dimensions and tolerances, metric series
- **JIS K 6741**
PVC-U pipes
- **JIS B 0203**
Tapered pipe threads
- **JIS K 6743**
PVC-U pipe fittings for water supply systems
- **UNI 11242**
Solvent welding of PVC-U pipes, fittings and valves

APPROVALS AND QUALITY MARKS



- **ABS**

The FIP PVC-U system is recognised as suitable for conveying and treating sanitary and conditioning water onboard ships and other units classified by the American Bureau of Shipping (ABS)



- **ACS France (Attestation de conformité Sanitaire)**

Suitability of PVC-U for food and beverage applications



- **BSI (British Standards Institution UK)**

PVC-U fittings to BS 4346-1



- **BUREAU VERITAS (France)**

Suitability of PVC-U for conveying and treating sanitary and conditioning water in the maritime sector



- **CSTB**

PVC-U fittings to standard NF T 54-028



- **IIP N. 122 Istituto Italiano dei Plastici (Italian Plastics Institute)**

PVC-U fittings to standard UNI EN ISO 1452



- **KIWA (Keurings Instituut Voor Waterleiding Artikelen Holland)**

PVC-U fittings to standard KIWA BRL K17301



- **UKR-SEPRO**

FIP PVC-U fittings are certified in accordance with Ukrainian Health, Safety, Hygiene and Quality standards



- **WRAS (Water regulations advisory scheme - UK)**

Suitability of PVC-U for transporting potable water

FITTINGS ISO-UNI

Series of fittings designed for conveying fluids under pressure with a cold chemical weld jointing system (solvent welding) using a suitable solvent cement and cleaner-primer.

SOLVENT WELD FITTINGS, METRIC SERIES

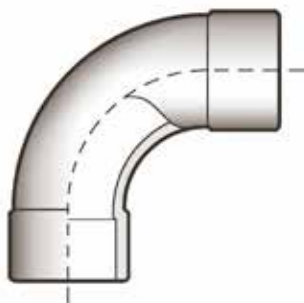
Technical specifications	
Size range	d 12 ÷ d 500 (mm)
Nominal pressure	PN 16 with water at 20 °C
Temperature range	0 °C ÷ 60 °C
Coupling standards	Solvent welding: ISO 727, EN ISO 15493, DIN 8063, EN ISO 1452, ASTM D 2467, JIS K 6743, BS 4346-1. Can be coupled to pipes according to ISO 161-1, EN ISO 1452, EN ISO 15493, DIN 8062, ASTM D1785, JIS K6741, BS 3505-3506. Flanged couplings: DIN 2501, EN 1092-1
Reference standards	Construction criteria: EN ISO 1452, EN ISO 15493 Test methods and requirements: EN ISO 1452, EN ISO 15493 Installation criteria: DVS 2204, DVS 2221, UNI 11242
Fitting material	PVC-U
Seal material	EPDM, FPM

ISO-UNI FITTINGS

PVC-U

SOLVENT WELD FITTINGS - EQUAL SOCKET

E3.17

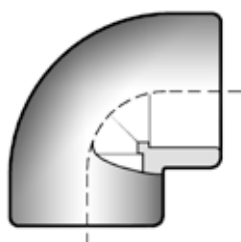


SIV

Bend 90° Long Radius (R=2d), plain socket for solvent welding

d	PN	Code	€	pack	n./box	box type
20	16	SIV020	4,23	5	140	04
25	16	SIV025	4,67	5	80	04
32	16	SIV032	6,36	5	45	04
40	16	SIV040	8,54	-	20	04
50	16	SIV050	12,00	-	40	02
63	16	SIV063	14,23	-	24	02
75	16	SIV075	31,58	-	15	02
90	16	SIV090	35,80	-	8	02
110	16	SIV110	64,09	-	5	02
160	16	SIV160	158,01	-	4	01

* Reduced safety factor



GIV

Elbow 90°, plain socket for solvent welding

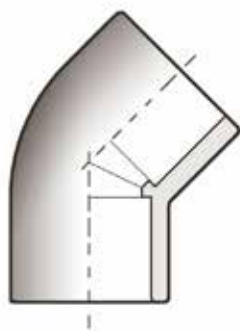
d	PN	Code	€	pack	n./box	box type
12	16	GIV012	0,85	10	1000	04
16	16	GIV016	1,07	10	500	04
20	16	GIV020	1,14	10	260	04
25	16	GIV025	1,32	10	150	04
32	16	GIV032	1,71	10	150	03
40	16	GIV040	2,61	10	50	04
50	16	GIV050	3,43	-	60	03
63	16	GIV063	5,38	-	50	02
75	16	GIV075	10,49	-	16	03
90	16	GIV090	15,63	-	20	02
110	16	GIV110	23,78	-	10	02
125	16	GIV125	51,84	-	6	02
140	16	GIV140	57,42	-	5	02
160	16	GIV160	99,39	-	4	02
*180	10	GIV180	171,27	-	4	01
200	16	GIV200	144,00	-	2	02
225	16	GIV225	174,65	-	2	01

* Resale product

ISO-UNI FITTINGS

PVC-U

SOLVENT WELD FITTINGS - EQUAL SOCKET



HIV

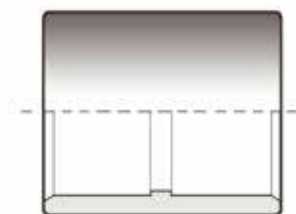
Elbow 45°, plain socket for solvent welding

d	PN	Code	€	pack	n./box	box type
12	16	HIV012	1,83	10	800	04
16	16	HIV016	1,90	250	1000	03
20	16	HIV020	1,90	10	360	04
25	16	HIV025	1,97	10	200	04
32	16	HIV032	2,44	10	100	04
40	16	HIV040	3,06	10	50	04
50	16	HIV050	3,90	-	40	04
63	16	HIV063	6,12	-	30	03
75	16	HIV075	10,40	-	12	04
90	16	HIV090	14,40	-	6	04
110	16	HIV110	32,11	-	6	03
125	16	HIV125	51,17	-	10	02
140	16	HIV140	55,68	-	6	02
160	16	HIV160	86,21	-	4	02
180	10	HIV180	See E9 price list	-	-	-
200	10	HIV200	104,99	-	2	02

ISO-UNI FITTINGS

PVC-U

SOLVENT WELD FITTINGS - EQUAL SOCKET



MIV

Double socket, plain socket for solvent welding

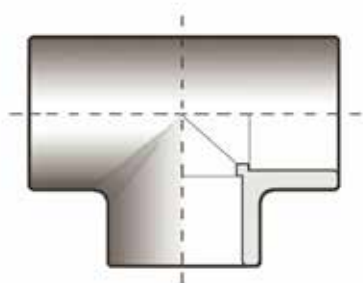
d	PN	Code	€	pack	n./box	box type
12	16	MIV012	0,79	10	1000	04
16	16	MIV016	0,79	10	600	04
20	16	MIV020	0,93	10	360	04
25	16	MIV025	0,93	10	270	04
32	16	MIV032	0,98	10	150	04
40	16	MIV040	1,45	10	80	04
50	16	MIV050	1,83	10	40	04
63	16	MIV063	2,91	-	40	03
75	16	MIV075	6,36	-	24	04
90	16	MIV090	11,17	-	28	02
110	16	MIV110	16,97	-	24	02
125	16	MIV125	27,71	-	14	02
140	16	MIV140	33,57	-	8	02
160	16	MIV160	40,13	-	6	02
180	10	MIV180	See E9 price list	-	-	-
200	16	MIV200	74,33	-	6	01
225	16	MIV225	96,65	-	2	02

E3.17

ISO-UNI FITTINGS

PVC-U

SOLVENT WELD FITTINGS - EQUAL SOCKET

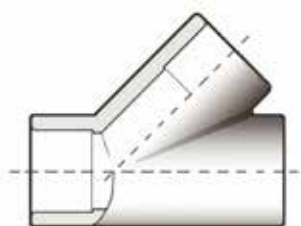


TIV

Tee 90° equal, plain socket for solvent welding

d	PN	Code	€	pack	n./box	box type
12	16	TIV012	0,93	10	500	04
16	16	TIV016	1,14	10	300	04
20	16	TIV020	1,40	10	200	04
25	16	TIV025	1,50	10	100	04
32	16	TIV032	2,05	10	100	03
40	16	TIV040	3,18	10	60	03
50	16	TIV050	4,54	5	60	02
63	16	TIV063	7,15	-	30	02
75	16	TIV075	12,24	-	22	02
90	16	TIV090	19,59	-	12	02
110	16	TIV110	31,80	-	8	02
125	16	TIV125	69,65	-	6	02
140	16	TIV140	92,90	-	6	01
160	16	TIV160	105,93	-	5	01
*180	16	TIV180	194,14	-	3	01
200	16	TIV200	182,07	-	2	01
225	16	TIV225	193,24	-	1	02

* Resale product



YIV

Tee 45°, plain socket for solvent welding

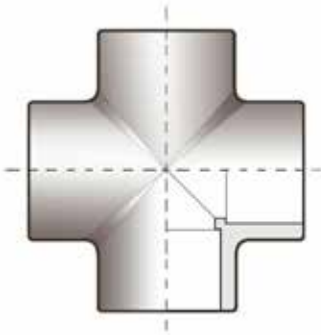
d	PN	Code	€	pack	n./box	box type
20	16	YIV020	4,35	-	200	04
25	16	YIV025	4,67	-	100	04
32	16	YIV032	5,21	-	60	03
40	16	YIV040	8,35	-	50	03
50	16	YIV050	9,19	-	20	03
63	16	YIV063	14,51	-	15	02

ISO-UNI FITTINGS

PVC-U

SOLVENT WELD FITTINGS - EQUAL SOCKET

E3.17



XIV

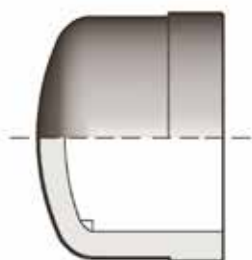
Cross 90°, plain socket for solvent welding

d	PN	Code	€	pack	n./box	box type
25	16	XIV025	3,90	10	80	04
32	16	XIV032	4,80	10	50	04
40	16	XIV040	7,29	10	40	03
50	16	XIV050	8,95	10	20	03
63	16	XIV063	12,92	-	12	03

ISO-UNI FITTINGS

PVC-U

SOLVENT WELD FITTINGS - CAP



CIV

End cap, plain socket for solvent welding

d	PN	Code	€	pack	n./box	box type
12	16	CIV012	0,85	10	1000	04
16	16	CIV016	0,88	10	1000	04
20	16	CIV020	0,88	10	600	04
25	16	CIV025	1,03	10	400	04
32	16	CIV032	1,07	10	240	04
40	16	CIV040	1,52	10	140	04
50	16	CIV050	2,61	10	80	04
63	16	CIV063	3,25	-	60	03
75	16	CIV075	8,54	-	28	04
90	16	CIV090	10,95	-	15	04
110	16	CIV110	16,35	-	10	04
125	16	CIV125	45,90	-	6	04
140	16	CIV140	47,41	-	4	04
160	16	CIV160	61,33	-	4	03
225	10	CIV225	152,40	-	2	03

ISO-UNI FITTINGS

PVC-U

SOLVENT WELD FITTINGS - UNIONS

E3.17



BIV

Socket union, plain socket for solvent welding, with EPDM O-Ring

d	Code	€	pack	n./box	box type
16	BIV016E	3,76	10	300	04
20	BIV020E	4,28	10	180	04
25	BIV025E	4,54	10	100	04
32	BIV032E	6,04	10	70	04
40	BIV040E	7,36	10	40	04
50	BIV050E	10,49	10	90	02
63	BIV063E	13,85	5	45	02
75	BIV075E	60,87	-	28	02
90	BIV090E	71,56	-	22	02
110	BIV110E	82,67	-	12	02



EFV

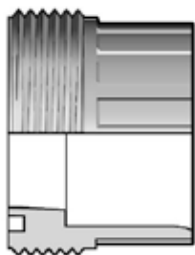
Nut with parallel threads for BIV, BIFV, BFV, BLV, BIRV, BIFOV, BIROV, BIFXV, BIRXV unions and for variable area flowmeters type FS,FC

R	d BIV	PN	Code	€	pack	n./box	box type
1/2"	-	16	EFV012	1,32	10	300	04
3/4"	16	16	EFV034	1,58	10	500	04
1"	20	16	EFV100	2,05	10	500	03
1" 1/4	25	16	EFV114	2,29	10	300	03
1" 1/2	32	16	EFV112	3,76	10	500	02
2"	40	16	EFV200	4,67	-	200	02
2" 1/4	50	16	EFV214	6,36	-	200	02
2" 1/2	-	16	EFV212	9,11	-	50	04
2" 3/4	63	16	EFV234	9,67	-	80	03
3" 1/2	75	10	EFV312	23,59	-	75	02
4"	90	10	EFV400	26,31	-	50	02
5"	110	10	EFV500	31,24	-	25	02

ISO-UNI FITTINGS

PVC-U

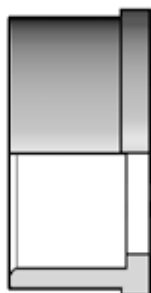
SOLVENT WELD FITTINGS - UNIONS



F/BIV

Union bush for solvent welding

d	R ₁	PN	Code	€	pack	n./box	box type
16	3/4"	16	FBIV016	1,40	-	-	-
20	1"	16	FBIV020	1,40	-	-	-
25	1"1/4	16	FBIV025	1,45	-	-	-
32	1"1/2	16	FBIV032	2,15	-	-	-
40	2"	16	FBIV040	2,61	-	-	-
50	2"1/4	16	FBIV050	3,76	-	-	-
63	2"3/4	16	FBIV063	4,67	-	-	-
75	3"1/2	10	FBIV075	14,85	-	-	-
90	4"	10	FBIV090	15,84	-	-	-
110	5"	10	FBIV110	19,52	-	-	-



Q/BIV

Union end for solvent welding

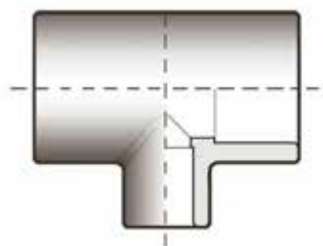
d	PN	Code	€	pack	n./box	box type
16	16	QBIV016	0,93	10	400	04
20	16	QBIV020	0,93	10	400	04
25	16	QBIV025	1,14	10	400	04
32	16	QBIV032	1,45	10	300	03
40	16	QBIV040	1,71	5	150	03
50	16	QBIV050	2,61	5	200	02
63	16	QBIV063	4,05	5	150	02
75	10	QBIV075	9,34	-	120	02
90	10	QBIV090	11,17	-	-	-
110	10	QBIV110	13,01	-	-	-

ISO-UNI FITTINGS

PVC-U

SOLVENT WELD FITTINGS - REDUCERS

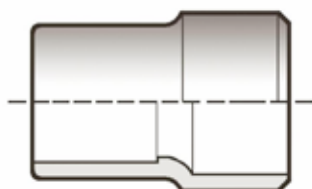
E3.17



TRIV

Tee 90° reducing, plain socket for solvent welding with the plain socket offtake d1 reduced

d x d ₁	PN	Code	€	pack	n./box	box type
25 x 20	16	TRIV025020	2,51	10	120	04
32 x 20	16	TRIV032020	2,61	10	100	03
32 x 25	16	TRIV032025	2,61	10	90	03
40 x 20	16	TRIV040020	3,67	10	60	03
40 x 25	16	TRIV040025	3,67	10	60	03
40 x 32	16	TRIV040032	3,67	10	60	03
50 x 20	16	TRIV050020	5,12	5	40	03
50 x 25	16	TRIV050025	5,12	5	70	02
50 x 32	16	TRIV050032	5,12	5	60	02
50 x 40	16	TRIV050040	5,12	5	30	03
63 x 25	16	TRIV063025	7,41	-	45	02
63 x 32	16	TRIV063032	7,41	-	45	02
63 x 40	16	TRIV063040	7,41	-	45	02
63 x 50	16	TRIV063050	7,41	-	40	02
75 x 32	16	TRIV075032	14,97	-	18	03
75 x 40	16	TRIV075040	14,97	-	16	03
75 x 50	16	TRIV075050	14,97	-	13	03
75 x 63	16	TRIV075063	14,97	-	12	03
90 x 40	16	TRIV090040	22,41	-	15	02
90 x 50	16	TRIV090050	22,41	-	15	02
90 x 63	16	TRIV090063	22,41	-	12	02
90 x 75	16	TRIV090075	22,41	-	12	02
110 x 50	16	TRIV110050	32,80	-	10	02
110 x 63	16	TRIV110063	32,80	-	8	02
110 x 75	16	TRIV110075	32,80	-	8	02
110 x 90	16	TRIV110090	32,80	-	8	02
160 x 110	16	TRIV160110	117,60	-	3	02



RIV

Reducer: male spigot for solvent welding (d) and female socket for solvent welding (d1 reduced)

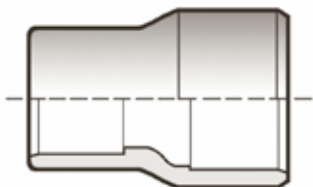
d x d ₁	PN	Code	€	pack	n./box	box type
16 x 12	16	RIV016012	0,65	10	800	04
20 x 16	16	RIV020016	0,65	10	500	04
*110 x 90	16	MRIV110090	20,16	-	15	04
160 x 110	16	RIV160110	53,92	-	12	02
200 x 160	10	RIV200160	75,70	-	8	01

*Double socket reducing MRIV 110 x 90

ISO-UNI FITTINGS

PVC-U

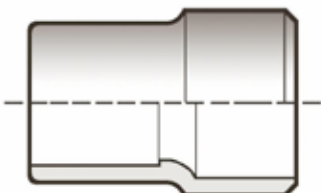
SOLVENT WELD FITTINGS - REDUCERS



RIV

Reducer: male spigot for solvent welding (d) or female socket for solvent welding (d2) and female socket for solvent welding (d1 reduced)

d x d ₁ x d ₂	PN	Code	€	pack	n./box	box type
25 x 20 x 16	16	RIV025020016	0,88	10	400	04
25 x 20 x 20	16	RIV025020020	0,88	10	340	04
32 x 25 x 16	16	RIV032025016	1,14	10	280	04
32 x 25 x 20	16	RIV032025020	1,14	10	240	04
32 x 25 x 25	16	RIV032025025	1,14	10	200	04
40 x 32 x 20	16	RIV040032020	1,35	10	120	04
40 x 32 x 25	16	RIV040032025	1,35	10	120	04
40 x 32 x 32	16	RIV040032032	1,35	10	120	04
50 x 40 x 20	16	RIV050040020	1,74	10	80	04
50 x 40 x 25	16	RIV050040025	1,74	10	80	04
50 x 40 x 32	16	RIV050040032	1,74	10	80	04
50 x 40 x 40	16	RIV050040040	1,74	10	60	04
63 x 50 x 25	16	RIV063050025	2,81	-	40	04
63 x 50 x 32	16	RIV063050032	2,81	-	40	04
63 x 50 x 40	16	RIV063050040	2,81	-	40	04
63 x 50 x 50	16	RIV063050050	2,81	-	35	04
75 x 63 x 50	16	RIV075063050	8,54	-	24	04
75 x 63 x 63	16	RIV075063063	8,54	-	24	04
110 x 90 x 50	16	RIV110090050	12,16	-	15	04
110 x 90 x 63	16	RIV110090063	12,16	-	12	04
110 x 90 x 75	16	RIV110090075	12,16	-	12	04
110 x 90 x 90	16	RIV110090090	12,16	-	10	03



RIV

Reducer: male spigot for solvent welding (d) or female socket for solvent welding(d2) and reduced female socket for solvent welding (d1 reduced) or male spigot for solvent welding (d3 reduced)

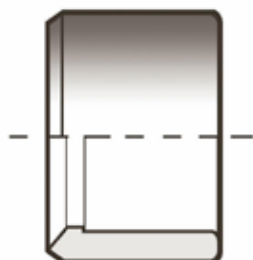
d x d ₁ x d ₂ x d ₃	PN	Code	€	pack	n./box	box type
90 x 75 x 50 x 40	16	RIV090075050040	11,48	-	24	04
90 x 75 x 63 x 50	16	RIV090075063050	11,48	-	16	04
90 x 75 x 75 x 63	16	RIV090075075063	11,48	-	24	04
90 x 75 x 90 x 75	16	RIV090075090075	11,48	-	12	04

ISO-UNI FITTINGS

PVC-U

SOLVENT WELD FITTINGS - REDUCERS

E3.17



DIV

Reducing bush male spigot for solvent welding (d), female socket for solvent welding (d1 reduced)

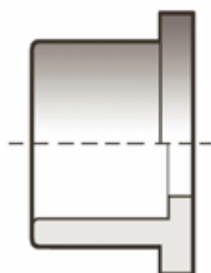
d x d ₁	PN	Code	€	pack	n./box	box type
16 x 12	16	DIV016012	0,65	10	1000	04
20 x 16	16	DIV020016	0,65	10	1100	04
25 x 20	16	DIV025020	0,82	10	600	04
32 x 20	16	DIV032020	1,27	10	400	04
32 x 25	16	DIV032025	1,27	10	400	04
40 x 20	16	DIV040020	1,40	10	240	04
40 x 25	16	DIV040025	1,40	10	240	04
40 x 32	16	DIV040032	1,40	10	240	04
50 x 40	16	DIV050040	1,71	10	120	04
63 x 32	16	DIV063032	2,24	-	70	04
63 x 40	16	DIV063040	2,24	-	70	04
63 x 50	16	DIV063050	2,24	-	60	04
75 x 50	16	DIV075050	4,45	-	56	04
75 x 63	16	DIV075063	4,45	-	56	04
90 x 50	16	DIV090050	7,36	-	100	02
90 x 63	16	DIV090063	7,36	-	100	02
90 x 75	16	DIV090075	7,36	-	100	02
110 x 75	16	DIV110075	11,02	-	60	02
110 x 90	16	DIV110090	11,02	-	60	02
125 x 110	16	DIV125110	20,06	-	12	04
140 x 90	16	DIV140090	27,26	-	16	03
140 x 110	16	DIV140110	27,26	-	16	03
140 x 125	16	DIV140125	27,26	-	16	03
160 x 90	16	DIV160090	30,90	-	9	03
160 x 110	16	DIV160110	30,90	-	9	03
160 x 140	16	DIV160140	30,90	-	9	03
*180 x 160	4	DIV180160	See E9 price list	-	-	-
*200 x 160	16	1RRC121000	See E9 price list	-	-	-
*200 x 180	4	DIV200180	See E9 price list	-	-	-
225 x 160	16	DIV225160	74,90	-	6	02
*225 x 200	16	DIV225200	77,34	-	6	02

*resale product

ISO-UNI FITTINGS

PVC-U

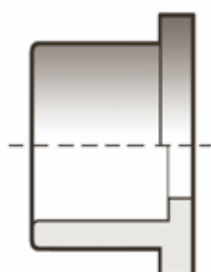
SOLVENT WELD FITTINGS - STUBS



QPV

Serrated face for QPV/QRV and flat gaskets according to DIN 8063 PN10/16, plain socket for solvent welding

d	DN	PN	Code	€	pack	n./box	box type
20	15	16	QPV020	1,14	10	500	04
25	20	16	QPV025	1,45	10	340	04
32	25	16	QPV032	1,52	10	200	04
40	32	16	QPV040	2,33	10	110	04
50	40	16	QPV050	3,30	10	80	04
63	50	16	QPV063	5,91	-	40	04
75	65	16	QPV075	8,54	-	20	04
90	80	16	QPV090	10,24	-	48	02
110	100	16	QPV110	13,47	-	32	02
125	125	16	QPV125	30,68	-	7	04
140	125	16	QPV140	30,73	-	8	03
160	150	16	QPV160	32,50	-	10	02
200	200	16	QPV200	58,33	-	6	02

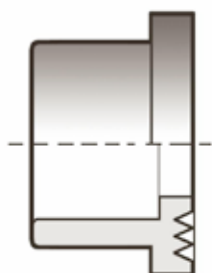


QPV special flat for butterfly valves

Special flat stub in PVC-U for butterfly valve d140 and d225 on d125 and d200 pipe

d	DN	PN	Per utilizzo con valvole serie:	Code	€	pack	n./box	box type
*125	125	16	FE - FK	QPV125FKE	30,71	-	4	04
**200	200	16	FE - FK	QPV200FKE	77,18	-	2	03

*to be used with ODV140 flange
**to be used with ODV225 flange



QRV

Serrated face for QPV/QRV and flat gaskets according to DIN 8063 PN10/16 for flat gasket, plain socket for solvent welding

d	DN	PN	Code	€	pack	n./box	box type
40	32	16	QRV040	2,46	10	110	04
50	40	16	QRV050	3,37	10	80	04
63	50	16	QRV063	5,96	-	48	04
75	65	16	QRV075	8,65	-	20	04
90	80	16	QRV090	10,33	-	48	02
110	100	16	QRV110	13,54	-	32	02
125	125	16	QRV125	30,79	-	7	04
140	125	16	QRV140	31,06	-	8	03
160	150	16	QRV160	32,80	-	10	02
200	200	16	QRV200	59,49	-	6	02
225	200	16	QRV225	76,31	-	6	02

ISO-UNI FITTINGS

PVC-U

SOLVENT WELD FITTINGS - HOSE ADAPTOR



AIV

Hose adaptor, male spigot for solvent welding

d x P ₂ x P ₁	PN	Code	€	pack	n./ box	box type
12 x 14 x 12	16	AIV012014012	0,88	10	1000	04
16 x 18 x 16	16	AIV016018016	1,07	10	600	04
20 x 22 x 20	16	AIV020022020	1,22	10	500	03
25 x 27 x 25	16	AIV025027025	1,52	10	200	04
32 x 32 x 30	16	AIV032032030	1,78	10	100	04
40 x 42 x 40	16	AIV040042040	2,46	5	100	03
50 x 52 x 50	16	AIV050052050	3,64	5	40	04
63 x 64 x 60	16	AIV063064060	5,27	-	40	03



ODV

Backing ring for stub flange QPV, QRV or QLV EN/ISO/DIN. Drilled: PN 10/16 up to DN 150 - PN 10 from DN 200

d	DN	*MPA (bar)	Code	€	pack	n./box	box type
20	15	10	ODV020	3,37	-	250	03
25	20	10	ODV025	4,23	-	200	03
32	25	10	ODV032	4,67	-	150	03
40	32	10	ODV040	5,38	-	60	04
50	40	10	ODV050	6,21	-	65	03
63	50	10	ODV063	7,29	-	30	04
75	65	10	ODV075	9,47	-	16	04
90	80	10	ODV090	10,86	-	24	03
110	100	10	ODV110	13,23	-	20	03
125	125	10	ODV125	18,43	-	16	03
140	125	10	ODV140	19,88	-	16	03
160	150	10	ODV160	22,94	-	18	02
200	200	10	ODV200	57,97	-	9	02
225	200	10	ODV225	83,88	-	10	02

*MPA: maximum allowable pressure

ISO-UNI FITTINGS

PVC-U

FLANGES - ISO-DIN SERIES



ODB

Backing ring in PP/FRP black with steel core according to EN/ISO/DIN to be used with stub flange QRV and QPV. Drilled: PN 10/16 up to DN 150 - PN 10 from DN 200


d	DN	*MPA (bar)	Code	€	pack	n./box	box type
20	15	16	ODB020	See EB price list	-	-	-
25	20	16	ODB025	See EB price list	-	-	-
32	25	16	ODB032	See EB price list	-	-	-
40	32	16	ODB040	See EB price list	-	-	-
50	40	16	ODB050	See EB price list	-	-	-
63	50	16	ODB063	See EB price list	-	-	-
75	65	16	ODB075	See EB price list	-	-	-
90	80	16	ODB090	See EB price list	-	-	-
125(1)	100	16	ODB125	See EB price list	-	-	-
140	125	10	SWODBD140DN125	48,79	-	6	-
180 (2)	150	16	ODB180	See EB price list	-	-	-
**200	200	16	ODB200	See EB price list	-	-	-
**225	200	10	SWODBD225DN200	79,74	-	4	-

*MPA: maximum allowable pressure

** Drilled PN10

(1) to be used with stub QPV110, QRV110

(2) to be used with stub QPV160, QRV160



ODBC

Blind flange EN/ISO/DIN in PP/FRP black with steel core for stub QRV, QPV. Drilled: PN 10/16 up to DN 150; PN 10 from DN 200

d	DN	*MPA (bar)	Code	€	pack	n./box	box type
20	15	16	ODBC020	See EB price list	-	-	-
25	20	16	ODBC025	See EB price list	-	-	-
32	25	16	ODBC032	See EB price list	-	-	-
40	32	16	ODBC040	See EB price list	-	-	-
50	40	16	ODBC050	See EB price list	-	-	-
63	50	16	ODBC063	See EB price list	-	-	-
75	65	16	ODBC075	See EB price list	-	-	-
90	80	16	ODBC090	See EB price list	-	-	-
110/125	100	16	ODBC110	See EB price list	-	-	-
140	125	16	ODBC140	See EB price list	-	-	-
160/180	150	16	ODBC160	See EB price list	-	-	-
**200/225	200	16	ODBC200	See EB price list	-	-	-

*MPA: maximum allowable pressure

** Drilled PN10



FDV

Fixed flange drilled EN/ISO/DIN raised serrated face for flat gasket, socket for solvent welding. Drilled: PN 10/16 up to DN 150 ; PN 10 from DN 200

d	DN	*MPA (bar)	Code	€	pack	n./box	box type
25	20	10	FDV025	5,27	2	80	04
32	25	10	FDV032	7,73	2	48	04
40	32	10	FDV040	8,74	2	24	04
50	40	10	FDV050	10,63	-	20	04
63	50	10	FDV063	11,62	-	14	04
75	65	10	FDV075	18,98	2	12	04
90	80	10	FDV090	21,92	2	12	03
110	100	10	FDV110	24,95	2	6	03

*MPA: maximum allowable pressure



FCV

Blind flange drilled EN/ISO/DIN raised serrated face for flat gaskets. Foratura: PN 10/16 up to DN 175; PN10 from DN 200

d	DN	*MPA (bar)	Code	€	pack	n./box	box type
25	20	10	FCV025	6,04	2	40	05
32	25	10	FCV032	8,74	2	60	04
40	32	10	FCV040	10,78	2	50	04
50	40	10	FCV050	12,07	-	30	04
63	50	10	FCV063	14,51	-	30	04
75	65	10	FCV075	18,43	2	26	04
90	80	10	FCV090	21,26	2	24	03
110	100	10	FCV110	27,07	2	18	03

*PMA: maximum allowable pressure

ISO-UNI FITTINGS

PVC-U

FLANGES - ANSI SERIES

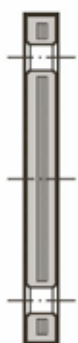


OAB

Backing ring ANSI B16.5 cl.150 in PP/FRP with steel core for stub flange QRV, QPV

Inch	DN	*MPA (bar)	Code	€	pack	n./box	box type
1/2"	20	16	OAB012	See EB price list	-	-	-
3/4"	25	16	OAB034	See EB price list	-	-	-
1"	32	16	OAB100	See EB price list	-	-	-
1 1/4"	40	16	OAB114	See EB price list	-	-	-
1 1/2"	50	16	OAB112	See EB price list	-	-	-
2"	63	16	OAB200	See EB price list	-	-	-
2 1/2"	75	16	OAB212	See EB price list	-	-	-
3"	90	16	OAB300	See EB price list	-	-	-
4"	110	16	OAB400	See EB price list	-	-	-

*MPA: maximum allowable pressure



OABC

Blind flange ANSI B16.5 cl.150 in PP/FRP grey with steel core

inch	DN	*MPA (bar)	Code	€	pack	n./box	box type
1/2"	15	16	OABC012	See EB price list	-	-	-
3/4"	20	16	OABC034	See EB price list	-	-	-
1"	25	16	OABC100	See EB price list	-	-	-
1 1/4"	32	16	OABC114	See EB price list	-	-	-
1 1/2"	40	16	OABC112	See EB price list	-	-	-
2"	50	16	OABC200	See EB price list	-	-	-
2 1/2"	65	16	OABC212	See EB price list	-	-	-
3"	80	16	OABC300	See EB price list	-	-	-
4"	100	16	OABC400	See EB price list	-	-	-

*MPA: maximum allowable pressure

FITTINGS ISO-BSP

Series of fittings designed for conveying fluids under pressure with threaded and solvent weld cold chemical jointing systems (solvent welding) using suitable solvent cement and cleaner-primer.

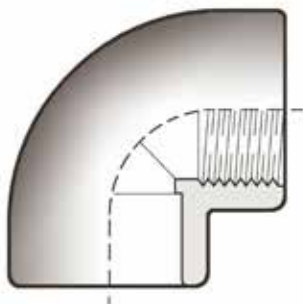
ADAPTOR FITTINGS

Technical specifications	
Size range	d 16 ÷ 125 (mm); R 3/8" ÷ 4"
Nominal pressure	PN 16 with water at 20 °C
Temperature range	0 °C ÷ 60 °C
Coupling standards	Solvent welding: ISO 727, UNI EN ISO 15493, DIN 8063, EN ISO 1452, ASTM D 2467, JIS K 6743, BS 4346-1. Can be coupled to pipes according to ISO 161-1, EN ISO 1452, EN ISO 15493, DIN 8062, ASTM D 1785, JIS K6741, BS 3505-3506 Thread: UNI ISO 228-1, DIN 2999, BS 21, ISO 7, ASTM D 2464, JIS B 0203
Reference standards	Construction criteria: EN ISO 1452, EN ISO 15493 Test methods and requirements: EN ISO 1452, EN ISO 15493 Installation criteria: DVS 2204, DVS 2221, UNI 11242
Valve material	PVC-U
Seal material	EPDM, FPM

ISO-BSP FITTINGS

PVC-U

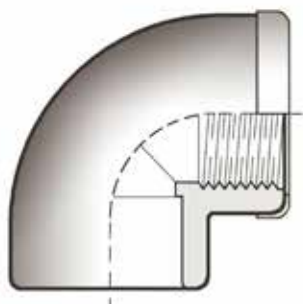
ADAPTOR FITTINGS



GIFV

Elbow 90°, one plain socket for solvent welding the other BS parallel socket threaded.

d x R	PN	Code	€	pack	n./box	box type
16 x 3/8"	16	GIFV016038	1,58	10	400	04
20 x 1/2"	16	GIFV020012	1,74	10	260	04
25 x 3/4"	16	GIFV025034	2,29	10	150	04
32 x 1"	16	GIFV032100	2,91	10	150	03
40 x 1"1/4	16	GIFV040114	4,61	10	40	04
50 x 1"1/2	16	GIFV050112	7,04	10	40	03
63 x 2"	16	GIFV063200	10,49	-	50	02
75 x 2"1/2	16	GIFV075212	10,95	-	16	03
90 x 3"	16	GIFV090300	29,52	-	9	03
110 x 4"	16	GIFV110400	43,99	-	10	02



GIMV

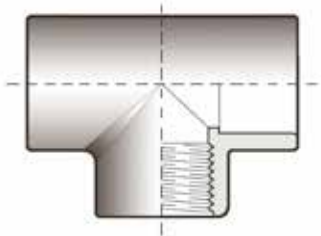
Elbow 90° reinforced, one plain socket for solvent welding the other BS parallel socket threaded with reinforcing Stainless Steel ring

d x R	PN	Code	€	pack	n./box	box type
16 x 3/8"	16	GIMV016038	2,91	10	500	04
20 x 1/2"	16	GIMV020012	3,30	10	260	04
25 x 3/4"	16	GIMV025034	3,76	10	150	04
32 x 1"	16	GIMV032100	4,45	10	80	04
40 x 1"1/4	16	GIMV040114	6,64	10	40	04
50 x 1"1/2	16	GIMV050112	9,34	10	30	04
63 x "2	16	GIMV063200	12,53	5	45	02

ISO-BSP FITTINGS

PVC-U

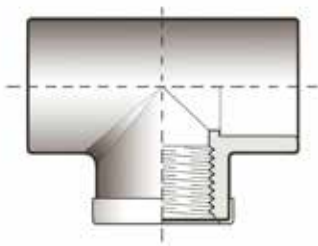
ADAPTOR FITTINGS



TIFV

Tee 90°, with two plain sockets for solvent welding and the third one BS parallel socket threaded

d x R	PN	Code	€	pack	n./box	box type
16 x 3/8"	16	TIFV016038	2,05	10	300	04
20 x 1/2"	16	TIFV020012	2,24	10	180	04
25 x 3/4"	16	TIFV025034	2,68	10	100	04
32 x 1/2"	16	TIFV032012	3,48	10	100	03
32 x 1"	16	TIFV032100	3,48	10	80	03
40 x 1 1/4"	16	TIFV040114	5,05	10	60	03
50 x 1/2"	16	TIFV050012	8,09	5	40	03
50 x 1 1/2"	16	TIFV050112	8,09	5	60	02
63 x 1/2"	16	TIFV063012	12,07	-	45	02
63 x 2"	16	TIFV063200	12,07	-	35	02
75 x 2 1/2"	16	TIFV075212	24,63	-	12	03
90 x 3"	16	TIFV090300	35,80	-	12	02
110 x 4"	16	TIFV110400	59,96	-	8	02



TIMV

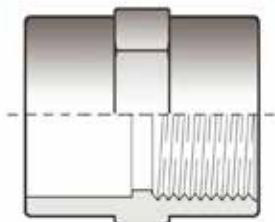
Tee 90° reinforced, with two plain sockets for solvent welding the third BS parallel socket threaded with reinforcing Stainless Steel ring

d x R	PN	Code	€	pack	n./box	box type
16 x 3/8"	16	TIMV016038	3,16	10	180	04
20 x 1/2"	16	TIMV020012	3,67	10	180	04
25 x 3/4"	16	TIMV025034	4,54	10	100	04
32 x 1"	16	TIMV032100	5,21	10	60	04
40 x 1 1/4"	16	TIMV040114	7,49	10	30	04
50 x 1 1/2"	16	TIMV050112	10,24	5	20	04
63 x 2"	16	TIMV063200	13,80	-	10	04

ISO-BSP FITTINGS

PVC-U

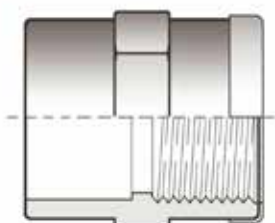
ADAPTOR FITTINGS



MIFV

Double socket, one plain socket for solvent welding, the other BS parallel socket threaded

d x R	PN	Code	€	pack	n./box	box type
16 x 3/8"	16	MIFV016038	1,71	10	600	04
20 x 1/2"	16	MIFV020012	1,71	10	300	04
25 x 3/4"	16	MIFV025034	1,99	10	200	04
32 x 1"	16	MIFV032100	2,24	10	100	04
40 x 1 1/4"	16	MIFV040114	3,06	10	80	04
50 x 1 1/2"	16	MIFV050112	3,90	10	40	04
63 x 2"	16	MIFV063200	6,64	-	25	04



MIMV

Double socket reinforced, one plain socket for solvent welding, the other BS parallel socket threaded with reinforcing Stainless Steel ring

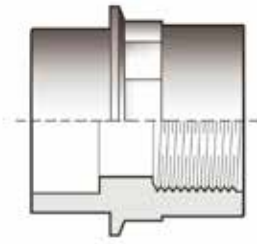
d x R	PN	Code	€	pack	n./box	box type
16 x 3/8"	16	MIMV016038	2,51	10	600	04
20 x 1/2"	16	MIMV020012	2,61	10	400	04
25 x 3/4"	16	MIMV025034	2,91	10	240	04
32 x 1"	16	MIMV032100	3,82	10	120	04
40 x 1 1/4"	16	MIMV040114	4,61	10	80	04
50 x 1 1/2"	16	MIMV050112	6,21	10	40	04
63 x 2"	16	MIMV063200	7,49	5	25	04

ISO-BSP FITTINGS

PVC-U

ADAPTOR FITTINGS

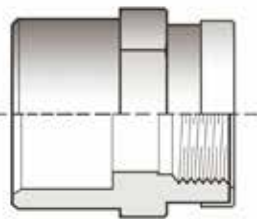
E3.17



DIFV

Double adaptor socket/spigot, one end plain socket/spigot for solvent welding the other BS parallel socket threaded

dm x df x R	PN	Code	€	pack	n./box	box type
20 x 16 x 3/8"	16	DIFV020016038	2,05	10	500	04
20 x 16 x 1/2"	16	DIFV020016012	2,68	10	400	04
25 x 20 x 1/2"	16	DIFV025020012	2,68	10	300	04
25 x 20 x 3/4"	16	DIFV025020034	3,25	10	200	04
32 x 25 x 3/4"	16	DIFV032025034	3,25	10	160	04
32 x 25 x 1"	16	DIFV032025100	3,43	10	120	04
40 x 32 x 1"	16	DIFV040032100	3,43	10	100	04
40 x 32 x 1 1/4"	16	DIFV040032114	6,12	10	80	04
50 x 40 x 1 1/4"	16	DIFV050040114	6,12	10	60	04
50 x 40 x 1 1/2"	16	DIFV050040112	6,98	10	40	04
63 x 50 x 1 1/2"	16	DIFV063050112	6,98	-	30	04
63 x 50 x 2"	16	DIFV063050200	9,42	-	24	04
75 x 63 x 2"	16	DIFV075063200	9,42	-	45	03
75 x 63 x 2 1/2"	16	DIFV075063212	13,92	-	24	03
90 x 75 x 2 1/2"	16	DIFV090075212	13,92	-	20	04
90 x 75 x 3"	16	DIFV090075300	19,26	-	8	04
110 x 90 x 3"	16	DIFV110090300	19,26	-	6	04
110 x 90 x 4"	16	DIFV110090400	29,87	-	5	04
125 x 110 x 4"	16	DIFV125110400	29,87	-	6	04



DIMV

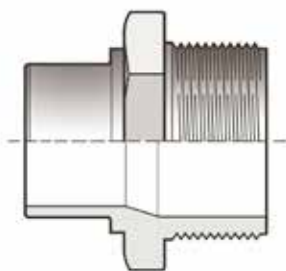
Double adaptor socket/spigot, one end plain socket/spigot for solvent welding the other BS parallel socket threaded with metal reinforcing Stainless Steel ring

dm x df x R	PN	Code	€	pack	n./box	box type
20 x 16 x 3/8"	16	DIMV020016038	2,91	10	500	04
20 x 16 x 1/2"	16	DIMV020016012	3,82	10	250	04
25 x 20 x 1/2"	16	DIMV025020012	3,82	10	300	04
25 x 20 x 3/4"	16	DIMV025020034	4,54	10	100	04
32 x 25 x 3/4"	16	DIMV032025034	4,61	10	160	04
32 x 25 x 1"	16	DIMV032025100	4,80	10	120	04
40 x 32 x 1"	16	DIMV040032100	4,80	10	100	04
40 x 32 x 1 1/4"	16	DIMV040032114	9,78	10	40	04
50 x 40 x 1 1/4"	16	DIMV050040114	8,54	10	40	04
50 x 40 x 1 1/2"	16	DIMV050040112	8,54	5	30	03
63 x 50 x 1 1/2"	16	DIMV063050112	9,78	5	30	04
63 x 50 x 2"	16	DIMV063050200	9,78	5	30	03
75 x 63 x 2"	16	DIMV075063200	13,08	-	45	03

ISO-BSP FITTINGS

PVC-U

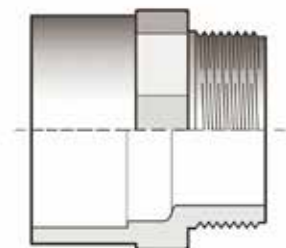
ADAPTOR FITTINGS



NRIV

Barrel nipple reduced, one end plain spigot for solvent welding the other BS parallel threaded spigot

d x R	PN	Code	€	pack	n./box	box type
25 x 1"	16	NRIV025100	4,28	10	120	04
32 x 1 1/4"	16	NRIV032114	4,80	10	60	04



KIFV

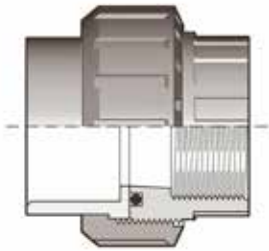
Double adaptor, one end male (dm) spigot or female socket (df) for solvent welding, the other male BS parallel threaded spigot

dm x df x R	PN	Code	€	pack	n./box	box type
16 x 12 x 3/8"	16	KIFV016012038	1,32	10	700	04
20 x 16 x 3/8"	16	KIFV020016038	1,32	10	700	04
20 x 16 x 1/2"	16	KIFV020016012	1,32	10	700	04
25 x 20 x 1/2"	16	KIFV025020012	1,43	10	350	04
25 x 20 x 3/4"	16	KIFV025020034	1,43	10	300	04
32 x 25 x 1/2"	16	KIFV032025012	1,50	10	220	04
32 x 25 x 3/4"	16	KIFV032025034	1,50	10	200	04
32 x 25 x 1"	16	KIFV032025100	1,50	10	180	04
40 x 32 x 3/4"	16	KIFV040032034	1,71	10	120	04
40 x 32 x 1"	16	KIFV040032100	1,71	10	120	04
40 x 32 x 1 1/4"	16	KIFV040032114	1,71	10	100	04
50 x 40 x 1"	16	KIFV050040100	2,24	10	100	03
50 x 40 x 1 1/4"	16	KIFV050040114	2,24	10	100	03
50 x 40 1" 1/2	16	KIFV050040112	2,24	10	100	03
63 x 50 x 1 1/4"	16	KIFV063050114	3,25	-	80	03
63 x 50 x 1 1/2"	16	KIFV063050112	3,25	-	80	03
63 x 50 x 2"	16	KIFV063050200	3,25	-	70	03
75 x 63 x 1 1/2"	16	KIFV075063112	5,05	-	55	03
75 x 63 x 2"	16	KIFV075063200	5,05	-	50	03
75 x 63 x 2 1/2"	16	KIFV075063212	5,05	-	40	03
90 x 75 x 2"	16	KIFV090075200	7,41	-	30	03
90 x 75 x 2 1/2"	16	KIFV090075212	7,41	-	30	03
90 x 75 x 3"	16	KIFV090075300	7,41	-	24	03
110 x 90 2 1/2"	16	KIFV110090212	9,19	-	12	04
110 x 90 x 3"	16	KIFV110090300	9,19	-	20	03
110 x 90 x 4"	16	KIFV110090400	9,19	-	12	03
125 x 110 x 3"	16	KIFV125110300	16,29	-	8	04
125 x 110 x 4"	16	KIFV125110400	16,29	-	6	04

ISO-BSP FITTINGS

PVC-U

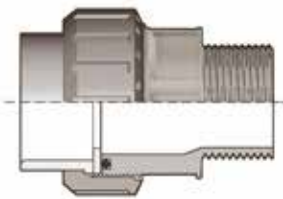
ADAPTOR FITTINGS - UNIONS



BIFV

Socket union, one end plain socket for solvent welding, the other BS parallel socket threaded, with EPDM gasket

d x R	R ₁	PN	Code	€	pack	n./box	box type
16 x 3/8"	3/4"	16	BIFV016038E	5,96	10	300	04
20 x 1/2"	1"	16	BIFV020012E	6,12	10	180	04
25 x 3/4"	1"1/4	16	BIFV025034E	6,88	10	100	04
32 x 1"	1"1/2	16	BIFV032100E	8,65	10	60	04
40 x 1"1/4	2"	16	BIFV040114E	10,12	10	40	04
50 x 1"1/2	2"1/4	16	BIFV050112E	13,92	10	90	02
63 x 2"	2"3/4	16	BIFV063200E	19,26	5	60	02
75 x 2"1/2	3"1/2	10	BIFV075212E	78,08	-	28	02
90 x 3"	4"	10	BIFV090300E	91,99	-	22	02
110 x 4"	5"	10	BIFV110400E	106,83	-	12	02



BIRV

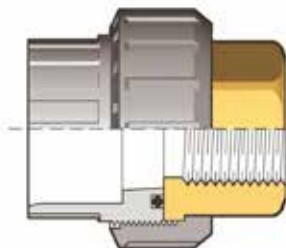
Socket union, one end socket (d) for solvent welding, the other BS parallel threaded male spigot (R), with EPDM gasket

d x R	R ₁	PN	Code	€	pack	n./box	box type
50 x 1"1/2	2"1/4	16	BIRV050112E	9,93	10	80	02
50 x 2"	2"1/4	16	BIRV050200E	10,95	10	80	02
63 x 2"	2"3/4	16	BIRV063200E	12,41	5	35	02

ISO-BSP FITTINGS

PVC-U

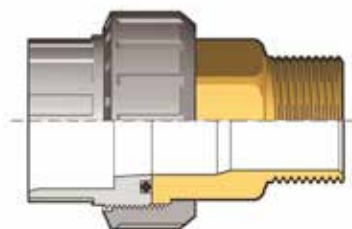
ADAPTOR FITTINGS - UNIONS



BIFOV

Socket union PVC-U/brass , one PVC-U end socket (d) for solvent welding, the other Brass BS parallel female threaded (R), with EPDM O-Ring

d x R	R ₁	PN	Code	€	pack	n./box	box type
16 x 3/8"	3/4"	16	BIFOV016038E	12,61	50	100	05
20 x 1/2"	1"	16	BIFOV020012E	16,34	40	80	05
25 x 3/4"	1 1/4"	16	BIFOV025034E	20,81	20	40	05
32 x 1"	1 1/2"	16	BIFOV032100E	26,22	14	28	05
40 x 1 1/4"	2"	16	BIFOV040114E	36,83	8	16	05
50 x 1 1/2"	2 1/4"	16	BIFOV050112E	46,03	4	8	05
63 x 2"	2 3/4"	16	BIFOV063200E	59,95	-	12	05



BIROV

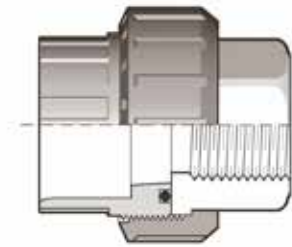
Socket union PVC-U/brass , one PVC-U end socket(d) for solvent welding, the other Brass BS parallel female threaded (R), with EPDM O-Ring

d x R	R ₁	PN	Code	€	pack	n./box	box type
16 x 3/8"	3/4"	16	BIROV016038E	15,15	50	100	05
20 x 1/2"	1"	16	BIROV020012E	18,83	35	70	05
25 x 3/4"	1 1/4"	16	BIROV025034E	23,09	15	30	05
32 x 1"	1 1/2"	16	BIROV032100E	29,72	12	24	05
40 x 1 1/4"	2"	16	BIROV040114E	40,58	8	16	05
50 x 1 1/2"	2 1/4"	16	BIROV050112E	51,39	4	8	05
63 x 2"	2 3/4"	16	BIROV063200E	71,12	-	10	05

ISO-BSP FITTINGS

PVC-U

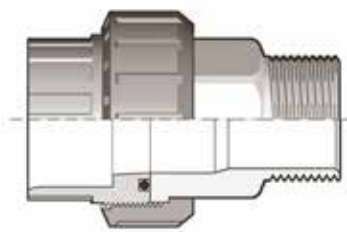
ADAPTOR FITTINGS - UNIONS



BIFXV

Socket union, one PVC-U end socket for solvent welding (d), the other SS A316L BS parallel female threaded (R), with EPDM or FPM O-Ring

d x R	R ₁	PN	EPDM code	€	FPM code	€	pack	n./box	box type
16 x 3/8"	3/4"	16	BIFXV016038E	33,85	BIFXV016038F	35,92	50	100	05
20 x 1/2"	1"	16	BIFXV020012E	36,16	BIFXV020012F	38,33	40	80	05
25 x 3/4"	1 1/4"	16	BIFXV025034E	41,45	BIFXV025034F	43,45	20	40	05
32 x 1"	1 1/2"	16	BIFXV032100E	47,78	BIFXV032100F	50,36	14	28	05
40 x 1 1/4"	2"	16	BIFXV040114E	67,71	BIFXV040114F	70,13	8	16	05
50 x 1 1/2"	2 1/4"	16	BIFXV050112E	74,65	BIFXV050112F	79,00	4	8	05
63 x 2"	2 3/4"	16	BIFXV063200E	94,94	BIFXV063200F	99,34	-	12	05



BIRXV

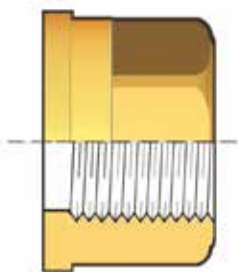
Socket union, one PVC-U end socket(d) for solvent welding, the other SS A316L BS parallel male threaded (R), with EPDM or FPM O-Ring

d x R	R ₁	PN	EPDM code	€	FPM code	€	pack	n./box	box type
16 x 3/8"	3/4"	16	BIRXV016038E	36,31	BIRXV016038F	38,19	50	100	05
20 x 1/2"	1"	16	BIRXV020012E	38,48	BIRXV020012F	40,50	35	70	05
25 x 3/4"	1 1/4"	16	BIRXV025034E	43,30	BIRXV025034F	45,19	15	30	05
32 x 1"	1 1/2"	16	BIRXV032100E	48,84	BIRXV032100F	51,71	12	24	05
40 x 1 1/4"	2"	16	BIRXV040114E	67,74	BIRXV040114F	72,80	8	16	05
50 x 1 1/2"	2 1/4"	16	BIRXV050112E	80,48	BIRXV050112F	84,41	4	8	05
63 x 2"	2 3/4"	16	BIRXV063200E	111,11	BIRXV063200F	121,29	-	10	05

ISO-BSP FITTINGS

PVC-U

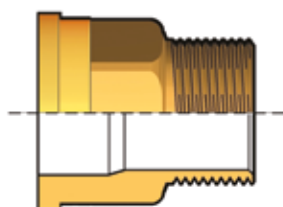
ADAPTOR FITTINGS - BRASS UNION ENDS



Q/BFO

Brass Union end: BS parallel threaded socket

R	Code	€	pack	n./box	box type
3/8"	QBFO038	8,12	-	-	-
1/2"	QBFO012	8,74	-	-	-
3/4"	QBFO034	15,95	-	-	-
1"	QBFO100	17,07	-	-	-
1"1/4	QBFO114	22,23	-	-	-
1"1/2	QBFO112	27,66	-	-	-
2"	QBFO200	35,44	-	-	-



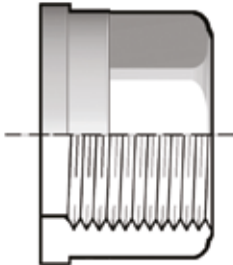
Q/BRO

Brass Union end: BS parallel male threaded

R	Code	€	pack	n./box	box type
3/8"	QBRO038	9,32	-	-	-
1/2"	QBRO012	9,95	-	-	-
3/4"	QBRO034	15,55	-	-	-
1"	QBRO100	20,01	-	-	-
1"1/4	QBRO114	29,26	-	-	-
1"1/2	QBRO112	34,59	-	-	-
2"	QBRO200	48,55	-	-	-

ISO-BSP FITTINGS PVC-U

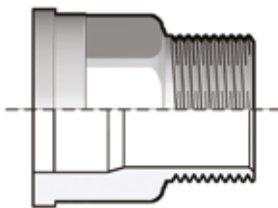
ADAPTOR FITTINGS - SS A316L UNION ENDS



Q/BFX

Stainless Steel A316L Union end: BS parallel threaded socket

R	Code	€	pack	n./box	box type
3/8"	QBFX038	29,98	-	-	-
1/2"	QBFX012	33,30	-	-	-
3/4"	QBFX034	39,06	-	-	-
1"	QBFX100	42,81	-	-	-
1"1/4	QBFX114	59,63	-	-	-
1"1/2	QBFX112	66,72	-	-	-
2"	QBFX200	84,44	-	-	-



Q/BRX

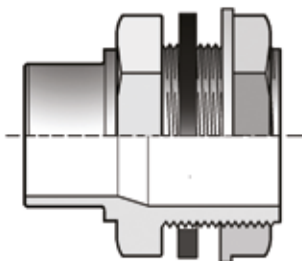
Stainless Steel A316L Union end: BS parallel male threaded

R	Code	€	pack	n./box	box type
3/8"	QBRX038	31,97	-	-	-
1/2"	QBRX012	37,58	-	-	-
3/4"	QBRX034	41,10	-	-	-
1"	QBRX100	44,08	-	-	-
1"1/4	QBRX114	64,82	-	-	-
1"1/2	QBRX112	85,17	-	-	-
2"	QBRX200	107,71	-	-	-

ISO-BSP FITTINGS

PVC-U

ADAPTOR FITTINGS - TANK CONNECTORS



LIV

Tank connector, threaded with nut with plain spigot connection for solvent welding with EPDM flat gasket

d x R	PN	Code	€	pack	n./box	box type
25 x 1"	16	LIV025100	7,73	10	100	04
32 x 1"1/4	16	LIV032114	9,56	10	40	04



LIFV

Tank connector, one female end (d) for solvent welding, threaded connection male (R) end female (R1) with tightening nut and EPDM or FPM flat gasket

d x R x R ₁	PN	EPDM code	€	FPM code	€	pack	n./box	box type
16 x 3/4" x 1/2"	16	1RAS316B00	15,95	1RAS316B10	19,22	5	125	03
20 x 1" x 3/4"	16	1RAS320C00	20,10	1RAS320C10	25,38	5	125	03
25 x 1"1/4 x 1"	16	1RAS325D00	22,95	1RAS325D10	28,72	5	90	03
32 x 1"1/2 x 1"	16	1RAS332D00	28,63	1RAS332D10	38,75	5	80	03
40 x 2" x 1"1/2	16	1RAS340F00	43,08	1RAS340F10	55,13	-	60	03



JFV

Back nut, with parallel threads for LIV and LIFV

R	PN	Code	€	pack	n./box	box type
1/2"	16	JFV012	5,45	25	1000	03
3/4"	16	JFV034	6,56	25	750	03
1"	16	JFV100	7,34	25	400	03
1"1/4	16	JFV114	8,54	10	300	03
1"1/2	16	JFV112	10,63	10	200	03
2"	16	JFV200	15,67	10	120	03

FITTINGS BSP

Series of fittings for pipes conveying fluids under pressure with threaded joints.

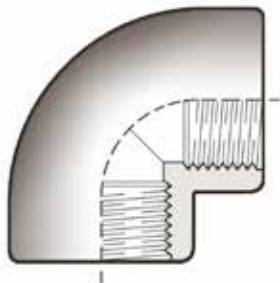
THREADED FITTINGS

Technical specifications	
Size range	R 3/8" ÷ 4"
Nominal pressure	PN 16 with water at 20 °C
Temperature range	0 °C ÷ 60 °C
Coupling standards	Thread: ISO 228-1, DIN 2999, ISO 7, BS 21, ASTM D 2464, JIS B0203 Flanged couplings: DIN 2501, EN 1092-1
Reference standards	Construction criteria: EN ISO 1452, EN ISO 15493 Test methods and requirements: EN ISO 1452, EN ISO 15493
Valve material	PVC-U
Seal material	EPDM, FPM

BSP SERIES

PVC-U

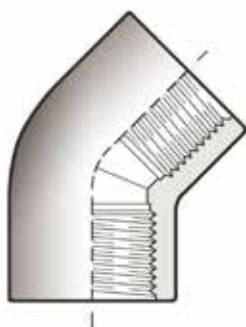
THREADED FITTINGS - EQUAL SOCKET



GFV

Elbow 90° BS parallel socket threaded

R	PN	Code	€	pack	n./box	box type
3/8"	16	GFV038	1,52	10	400	04
1/2"	16	GFV012	1,66	10	260	04
3/4"	16	GFV034	1,97	10	150	04
1"	16	GFV100	2,33	10	120	03
1"1/4	16	GFV114	3,98	10	40	04
1"1/2	16	GFV112	5,91	10	40	03
2"	16	GFV200	8,49	-	50	02
2"1/2	16	GFV212	20,36	-	16	03
3"	16	GFV300	29,76	-	9	03
4"	16	GFV400	49,86	-	10	02



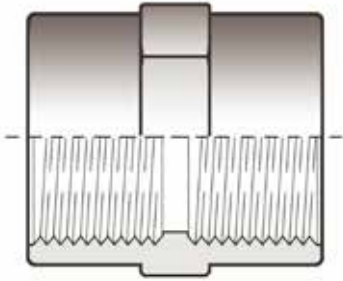
HFV

Elbow 45° BS parallel socket threaded

R	PN	Code	€	pack	n./box	box type
1/2"	16	HFV012	3,90	10	360	04
3/4"	16	HFV034	3,98	10	200	04
1"	16	HFV100	5,21	10	120	04
1"1/4	16	HFV114	6,81	5	60	04
1"1/2	16	HFV112	9,78	5	30	04
2"	16	HFV200	14,23	-	30	03
2"1/2	16	HFV212	32,80	-	12	04
3"	16	HFV300	44,58	-	6	04

BSP SERIES PVC-U

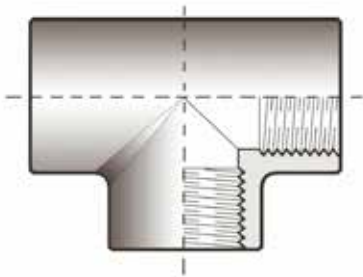
THREADED FITTINGS - EQUAL SOCKET



MFV

Double socket BS parallel threaded socket

R	PN	Code	€	pack	n./box	box type
3/8"	16	MFV038	1,58	10	600	04
1/2"	16	MFV012	1,74	10	300	04
3/4"	16	MFV034	1,97	10	240	04
1"	16	MFV100	2,29	10	100	04
1"1/4	16	MFV114	2,96	10	80	04
1"1/2	16	MFV112	4,67	10	40	04
2"	16	MFV200	6,04	-	25	04
2"1/2	16	MFV212	18,60	-	20	04
3"	16	MFV300	22,50	-	8	04
4"	16	MFV400	33,72	-	10	03



TFV

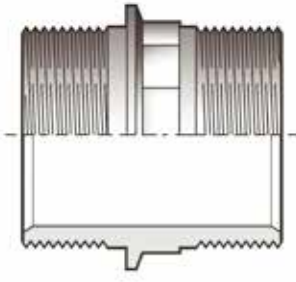
Tee 90° equal, BS parallel threaded socket

R	PN	Code	€	pack	n./box	box type
3/8"	16	TFV038	1,83	10	300	04
1/2"	16	TFV012	1,97	10	180	04
3/4"	16	TFV034	2,44	10	90	04
1"	16	TFV100	3,16	10	80	03
1"1/4	16	TFV114	4,45	10	60	03
1"1/2	16	TFV112	6,98	5	60	02
2"	16	TFV200	10,40	-	30	02
2"1/2	16	TFV212	29,76	-	12	03
3"	16	TFV300	41,83	-	12	02
4"	16	TFV400	74,33	-	8	02

BSP SERIES

PVC-U

THREADED FITTINGS - EQUAL SOCKET



NFV

Barrel nipple, both BS parallel threaded spigot

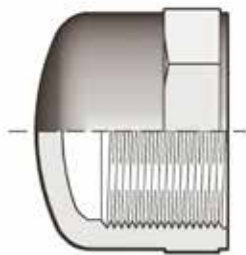
R	PN	Code	€	pack	n./box	box type
3/8"	16	NFV038	1,35	10	800	04
1/2"	16	NFV012	1,45	10	500	04
3/4"	16	NFV034	1,58	10	260	04
1"	16	NFV100	1,74	10	160	04
1"1/4	16	NFV114	2,51	10	80	04
1"1/2	16	NFV112	3,25	10	70	04
2"	16	NFV200	4,10	-	30	04
2"1/2	16	NFV212	10,18	-	24	04
3"	16	NFV300	19,82	-	16	04
4"	16	NFV400	32,90	-	6	04

BSP SERIES

PVC-U

THREADED FITTINGS

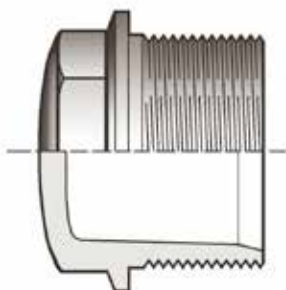
E3.17



CFV

End cap BS parallel threaded socket

R	PN	Code	€	pack	n./box	box type
3/8"	16	CFV038	1,35	10	1000	04
1/2"	16	CFV012	1,52	10	500	04
3/4"	16	CFV034	2,05	10	400	04
1"	16	CFV100	2,24	10	200	04
1"1/4	16	CFV114	2,91	10	140	04
1"1/2	16	CFV112	3,90	10	90	04
2"	16	CFV200	5,21	-	50	04
3"	16	CFV300	17,90	-	20	04



PFV

BS parallel threaded spigot plug

R	PN	Code	€	pack	n./box	box type
3/8"	16	PFV038	1,14	10	1000	04
1/2"	16	PFV012	1,27	10	300	04
3/4"	16	PFV034	1,45	10	400	04
1"	16	PFV100	1,74	10	260	04
1"1/4	16	PFV114	2,44	10	120	04
1"1/2	16	PFV112	3,16	10	100	04
2"	16	PFV200	3,53	-	60	04
2"1/2	16	PFV212	16,17	-	36	04
3"	16	PFV300	21,73	-	20	04
4"	16	PFV400	48,81	-	8	04

BSP SERIES

PVC-U

THREADED FITTINGS - UNIONS



BFV

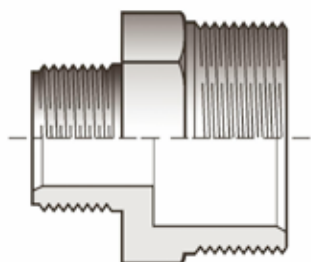
Socket union, both BS parallel threaded socket with EPDM gasket

R	R ₁	PN	Code	€	pack	n./box	box type
3/8"	3/4"	16	BFV038E	5,88	10	300	04
1/2"	1"	16	BFV012E	5,96	10	180	04
3/4"	1"1/4	16	BFV034E	6,43	10	100	04
1"	1"1/2	16	BFV100E	8,35	10	60	04
1"1/4	2"	16	BFV114E	11,56	10	40	02
1"1/2	2"1/4	16	BFV112E	14,51	10	90	04
2"	2"3/4	16	BFV200E	17,90	5	60	02

BSP SERIES PVC-U

THREADED FITTINGS - REDUCERS

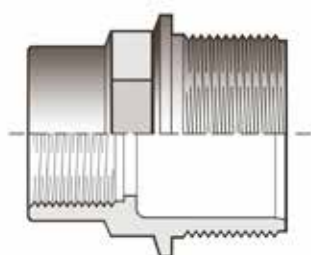
E3.17



NRFV

Barrel nipple reduced, both BS parallel threaded spigot

R ₁ x R	PN	Code	€	pack	n./box	box type
3/4" x 1/2"	16	NRFV034012	1,74	10	300	04
1" x 3/4"	16	NRFV100034	2,61	10	200	04
1"1/4 x 1"	16	NRFV114100	2,68	10	120	04
1"1/2 x 1"1/4	16	NRFV112114	3,98	10	80	04
2" x 1"1/2	16	NRFV200112	4,95	-	40	04
2"1/2 x 2"	16	NRFV212200	10,86	-	24	04
3" x 2"1/2	16	NRFV300212	21,26	-	16	04
4" x 3"	16	NRFV400300	32,38	-	8	04



RFV

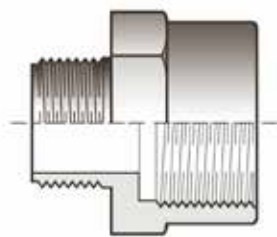
Reducer, BS parallel threaded spigot (R), BS parallel threaded socket reduced (R1)

R x R ₁	PN	Code	€	pack	n./box	box type
1/2" x 3/8"	16	RFV012038	1,52	10	500	04
3/4 x 3/8"	16	RFV034038	1,52	10	400	04
3/4 x 1/2"	16	RFV034012	1,52	10	320	04
1" x 3/8"	16	RFV100038	1,97	10	240	04
1" x 1/2"	16	RFV100012	1,97	10	200	04
1 x 3/4"	16	RFV100034	1,97	10	200	04
1"1/4 x 1/2"	16	RFV114012	2,68	10	100	04
1"1/4 x 3/4"	16	RFV114034	2,68	10	80	04
1"1/4 x 1"	16	RFV114100	2,68	10	80	04
1"1/2 x 1/2"	16	RFV112012	3,53	10	80	04
1"1/2 x 3/4"	16	RFV112034	3,53	10	80	04
1"1/2 x 1"	16	RFV112100	3,53	10	80	04
1"1/2 x 1"1/4	16	RFV112114	3,53	10	80	04
2" x 3/4"	16	RFV200034	5,05	-	50	04
2" x 1"	16	RFV200100	5,05	-	40	04
2" x 1"1/4	16	RFV200114	5,05	-	40	04
2" x 1"1/2	16	RFV200112	5,05	-	40	04
2"1/2 x 2"	16	RFV212200	13,54	-	36	04
3" x 2"	16	RFV300200	21,26	-	20	04
3" x 2"1/2	16	RFV300212	21,26	-	20	04
4" x 3"	16	RFV400300	33,81	-	8	04

BSP SERIES

PVC-U

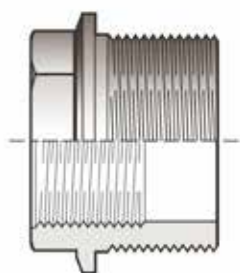
THREADED FITTINGS - REDUCERS



IFFV

Reducer socket/spigot, BS parallel threaded spigot reduced (R1), BS parallel socket threaded (R)

R ₁ x R	PN	Code	€	pack	n./box	box type
3/4" x 1/2"	16	IFFV034012	2,77	10	280	04
1" x 1/2"	16	IFFV100012	2,91	10	140	04
1" x 3/4"	16	IFFV100034	2,91	10	140	04
1"1/4 x 1"	16	IFFV114100	4,23	10	80	04
1"1/2 x 1"1/4	16	IFFV112114	5,60	10	40	04
2" x 1"1/2	16	IFFV200112	9,78	-	30	04
2"1/2 x 2"	16	IFFV212200	11,42	-	20	04
3" x 2"1/2	16	IFFV300212	18,67	-	16	04
4" x 3"	16	IFFV400300	31,00	-	8	04



DFV

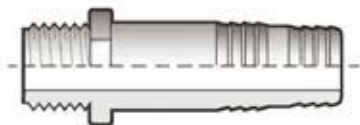
Reducing bush, BS parallel threaded spigot (R), BS parallel socket threaded reduced (R1)

R x R ₁	PN	Code	€	pack	n./box	box type
1/2" x 3/8"	16	DFV012038	1,52	10	600	04
3/4" x 1/2"	16	DFV034012	1,83	10	400	04
1" x 3/4"	16	DFV100034	2,29	10	280	04
1"1/4 x 1"	16	DFV114100	3,06	10	160	04
1"1/2 x 1"1/4	16	DFV112114	3,76	10	100	04
2" x 1"1/2	16	DFV200112	5,05	-	60	04

BSP SERIES PVC-U

THREADED FITTINGS - HOSE ADAPTORS

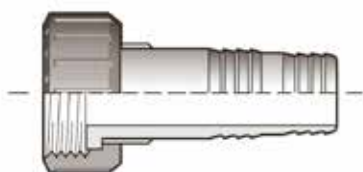
E3.17



AFV

Hose adaptor BS parallel threaded spigot

R x P ₁ x P ₂	PN	Code	€	pack	n./box	box type
1/4" x 12 x 14	16	AFV014012014	1,14	10	1000	04
3/8" x 16 x 18	16	AFV038016018	1,40	10	600	04
1/2" x 20 x 22	16	AFV012020022	1,58	10	300	04
3/4" x 25 x 27	16	AFV034025027	1,83	10	160	04
1" x 30 x 32	16	AFV100030032	2,29	10	100	04
1 1/4" x 40 x 42	16	AFV114040042	3,16	5	50	04
1 1/2" x 50 x 52	16	AFV112050052	3,98	5	30	04
2" x 60 x 64	16	AFV200060064	6,25	-	20	04



ADV

Hose adaptor, BS parallel threaded spigot (R) with nut connection, EPDM flat gasket

R x P ₁ x P ₂	PN	Code	€	pack	n./box	box type
1/2" x 12 x 14	16	ADV012012014	2,71	5	300	04
3/4" x 16 x 18	16	ADV034016018	3,53	5	200	04
1" x 20 x 22	16	ADV100020022	3,76	5	160	04
1 1/4" x 25 x 27	16	ADV114025027	4,28	5	80	04
1 1/2" x 30 x 32	16	ADV112030032	5,05	5	50	04
2" x 40 x 42	16	ADV200040042	6,57	5	30	04
2" x 50 x 52	16	ADV200050052	10,49	5	25	04
2 1/4" x 50 x 52	16	ADV214050052	10,49	5	20	04
2 3/4" x 60 x 64	16	ADV234060064	22,86	3	21	03

FITTINGS BS

Series of fittings for pipes conveying fluids under pressure with solvent weld and threaded joints according to British Standard.

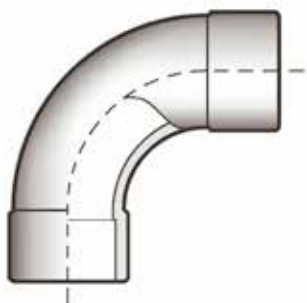
FITTINGS ACCORDING TO BRITISH STANDARD

Technical specifications	
Size range	d 1/2" ÷ 8"
Nominal pressure	up to 15 bar with water at 20 °C
Temperature range	0 °C ÷ 60 °C
Coupling standards	Solvent welding: BS 4346-1, ASTM D 2467, JIS K 6743, ISO 727, EN ISO 15493, DIN 8063, EN ISO 1452 Can be coupled to pipes according to ISO 7, ASTM D 2464, JIS B 0203 Thread: ISO 7, DIN 2999, EN ISO 1452, EN ISO 15493, DIN 8062, ASTM D 1785, JIS K6741, BS 21 Flanged couplings: BS 10 Table E
Reference standards	Construction criteria: ISO 7, ASTM D 2464, JIS B 0203, EN ISO 1452, EN ISO 15493 Test methods and requirements: BS 4346-1 Installation criteria: DVS 2204, DVS 2221, UNI 11242
Valve material	PVC-U
Seal material	EPDM

BS SERIES PVC-U

FITTINGS ACCORDING TO BRITISH STANDARD - EQUAL SOCKET

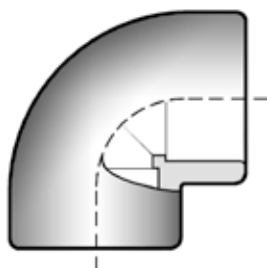
E3.17



SLV

Bend 90° Long Radius (R=2d), socket for solvent welding

d	Class	Code	€	pack	n./box	box type
1/2"	E	IRCU420000	4,80	-	300	03
3/4"	E	IRCU425000	5,66	-	150	03
1"	E	IRCU432000	7,36	-	90	03
1"1/4	E	IRCU440000	10,24	-	100	02
1"1/2	E	IRCU450000	13,92	-	50	02
2"	E	IRCU463000	16,89	-	25	02
2"1/2	E	SIV075	See E3 price list	-	-	-



GLV

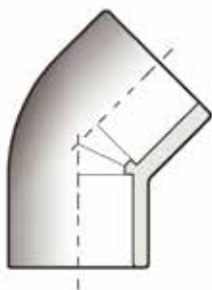
Elbow 90°, socket for solvent welding

d	Class	Code	€	pack	n./box	box type
1/2"	E	GLV012	1,35	10	300	04
3/4"	E	GLV034	1,52	10	180	04
1"	E	GLV100	2,05	10	150	03
1"1/4	D	GLV114	3,16	10	40	04
1"1/2	E	GLV112	4,35	10	40	03
2"	E	GLV200	6,64	10	50	02
2"1/2	E	GIV075	See E3 price list	-	-	-
3"	E	GLV300	19,35	-	9	03
4"	E	GLV400	28,06	-	10	02
6"	D	GLV600	116,15	-	4	02
8"	D	GLV800	202,54	-	2	01

BS SERIES

PVC-U

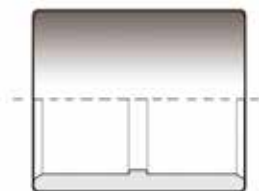
FITTINGS ACCORDING TO BRITISH STANDARD - EQUAL SOCKET



HLV

Elbow 45°, socket for solvent welding

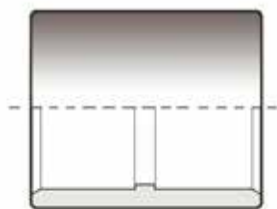
d	Class	Code	€	pack	n./box	box type
1/2"	E	HLV012	2,24	10	360	04
3/4"	E	HLV034	2,29	10	200	04
1"	E	HLV100	2,91	10	120	04
1"1/4	D	HLV114	3,82	5	60	04
1"1/2	E	HLV112	4,80	5	30	04
2"	E	HLV200	7,64	-	30	03
2"1/2	E	HIV075	See E3 price list	-	-	-
3"	E	HLV300	17,90	-	6	04
4"	E	HLV400	39,77	-	6	03



MLV

Double socket, socket for solvent welding

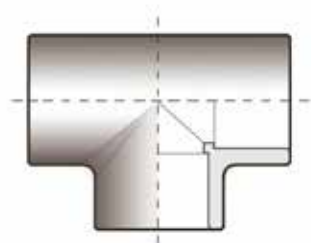
d	Class	Code	€	pack	n./box	box type
1/2"	E	MLV012	0,98	10	360	04
3/4"	E	MLV034	1,14	10	270	04
1"	E	MLV100	1,22	10	150	04
1"1/4	D	MLV114	1,83	10	80	04
1"1/2	E	MLV112	2,24	10	40	04
2"	E	MLV200	3,43	-	50	03
2"1/2	E	MIV075	See E3 price list	-	-	-
3"	E	MLV300	13,85	-	16	03
4"	E	MLV400	19,82	-	12	03
6"	D	MLV600	44,96	-	6	02
8"	D	MLV800	116,15	-	2	02



MILV

Double socket, socket for solvent welding METRIC/BS (mm/inch)

d x d ₁	Class	Code	€	pack	n./box	box type
20 x 1/2"	E	MILV020012	1,99	-	500	04
25 x 3/4"	E	MILV025034	2,24	-	350	04
32 x 1"	E	MILV032100	2,61	-	250	03
40 x 1 1/4"	E	MILV040114	3,43	-	100	04
50 x 1 1/2"	E	MILV050112	4,45	-	40	04
63 x 2"	E	MILV063200	7,65	-	30	03
75 x 2 1/2"	E	MIV075	6,36	-	24	04
90 x 3"	E	MILV090300	15,51	-	8	04
110 x 4"	E	MILV110400	27,07	-	12	03



TLV

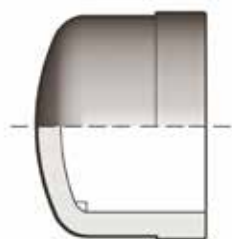
Tee 90° equal, socket for solvent welding

d	Class	Code	€	pack	n./box	box type
1/2"	E	TLV012	1,58	10	200	04
3/4"	E	TLV034	1,97	10	100	04
1"	E	TLV100	2,68	10	100	03
1 1/4"	D	TLV114	3,90	10	60	03
1 1/2"	E	TLV112	5,60	5	60	02
2"	E	TLV200	8,74	-	30	02
2 1/2"	E	TIV075	See E3 price list	-	-	-
3"	E	TLV300	24,16	-	12	02
4"	E	TLV400	35,80	-	8	02
6"	D	TLV600	123,56	-	5	01
8"	D	TLV800	232,31	-	1	02

BS SERIES

PVC-U

FITTINGS ACCORDING TO BRITISH STANDARD - CAP



CLV

End cap, socket for solvent welding

d	Class	Code	€	pack	n./ box	box type
1/2"	E	CLV012	0,98	10	600	04
3/4"	E	CLV034	1,14	10	400	04
1"	E	CLV100	1,27	10	240	04
1"1/4	E	CLV114	1,83	10	140	04
1"1/2	E	CLV112	2,91	10	80	04
2"	E	CLV200	3,82	-	65	03
2"1/2	E	CIV075	See E3 price list	-	-	-
3"	E	CLV300	11,62	-	15	04
4"	E	CLV400	18,13	-	10	04

BS SERIES PVC-U


FITTINGS ACCORDING TO BRITISH STANDARD - UNIONS



BLV

Socket union, socket for solvent welding, with EPDM gasket

d	Class	Code	€	pack	n./box	box type
1/2"	E	BLV012E	4,74	10	180	04
3/4"	E	BLV034E	5,27	10	100	04
1"	E	BLV100E	7,04	10	70	04
1"1/4	E	BLV114E	8,54	10	40	04
1"1/2	E	BLV112E	12,24	10	90	02
2"	E	BLV200E	16,17	5	45	02



EFV

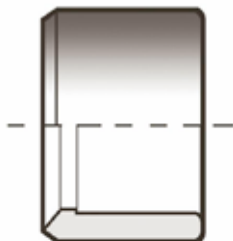
Nut with parallel threads

R ₁	d BLV	PN	Code	€	pack	n./box	box type
1"	1/2"	16	EFV100	See EFV ISO-UNI	-	-	-
1"1/4	3/4"	16	EFV114	See EFV ISO-UNI	-	-	-
1"1/2	1"	16	EFV112	See EFV ISO-UNI	-	-	-
2"	1"1/4	16	EFV200	See EFV ISO-UNI	-	-	-
2"1/4	1"1/2	16	EFV214	See EFV ISO-UNI	-	-	-
2"3/4	2"	16	EFV234	See EFV ISO-UNI	-	-	-

BS SERIES

PVC-U

FITTINGS ACCORDING TO BRITISH STANDARD - REDUCERS



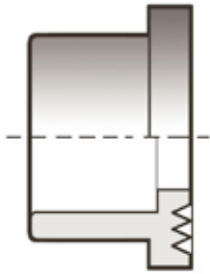
DLV

Reducing bush with solvent weld spigot (d) and solvent weld socket (d1 reduced) (fig. A)

d x d ₁	Class	Code	€	pack	n./box	box type
1/2" x 3/8"	E	DLV012038	0,98	10	550	05
3/4" x 1/2"	E	DLV034012	0,98	10	600	04
1" x 1/2"	E	DLV100012	1,27	10	400	04
1" x 3/4"	E	DLV100034	1,27	10	400	04
1"1/4 x 1"	E	DLV114100	1,45	10	240	04
1"1/2 x 3/4"	E	DLV112034	1,74	10	140	04
1"1/2 x 1"	E	DLV112100	1,74	10	140	04
1"1/2 x 1"1/4	E	DLV112114	1,74	10	140	04
2" x 3/4"	E	DLV200034	2,44	-	90	04
2" x 1" 2" x 1"	E	DLV200100	2,44	-	90	04
2" x 1"1/2	E	DLV200112	2,44	-	80	04
2"1/2 x 2"	E	DLV212200	4,67	-	56	-
3" x 1"1/2	E	DLV300112	7,49	-	36	04
3" x 2"	E	DLV300200	7,49	-	36	04
3" x 2"1/2	E	DLV300212	7,49	-	36	-
4" x 2"	E	DLV400200	10,86	-	18	04
4" x 3"	E	DLV400300	10,86	-	18	-
6" x 4"	D	DLV600400	29,44	-	9	03
8" x 6"	D	DLV800600	67,91	-	6	02

BS SERIES PVC-U

FITTINGS ACCORDING TO BRITISH STANDARD - STUBS



QLV

Serrated stub according to DIN 8063 PN10/16 for flat gasket, socket BS for solvent welding

d	Class	Code	€	pack	n./box	box type
2"	E	QLV200	6,81	-	48	04
2 1/2"	E	QPV075	See QPV ISO-UNI	-	-	-
3"	E	QLV300	12,07	-	18	04
4"	E	QLV400	15,51	-	10	04
6"	D	QLV600	36,71	-	10	02
8"	D	QLV800	86,94	-	6	02

BS SERIES

PVC-U

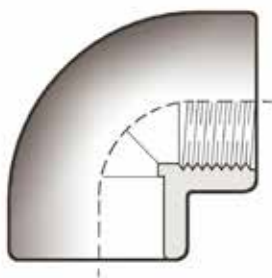
FITTINGS ACCORDING TO BRITISH STANDARD - FIX FLANGES



FLV

Socket flange BS 10 Table E flat face, socket for solvent welding

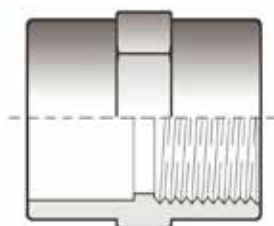
d	Class	Code	€	pack	n./box	box type
1/2"	E	FLV012	6,81	-	100	04
3/4"	E	FLV034	7,65	2	-	-
1"	E	FLV100	8,27	2	-	-
1"1/4	E	FLV114	11,62	2	-	-
1"1/2	E	FLV112	13,54	2	40	03
2"	E	FLV200	19,35	-	24	03
3"	E	FLV300	29,99	2	14	03
4"	E	FLV400	36,71	2	8	03



GLFV

Elbow 90°, one socket for solvent welding, the other BS parallel threaded socket

d x R	Class	Code	€	pack	n./box	box type
1/2" x 1/2"	E	GLFV012	2,61	10	300	04
3/4" x 3/4"	E	GLFV034	2,96	10	180	04
1" x 1"	E	GLFV100	3,90	10	150	03
1"1/4 x 1"1/4	E	GLFV114	on request	10	40	04
1"1/2 x 1"1/2	E	GLFV112	8,80	10	40	03
2" x 2"	E	GLFV200	13,38	5	50	02
2"1/2 x 2"1/2	E	GIFV075212	See E3 price list	-	-	-
3" x 3"	D	GLFV300	37,18	-	9	03
4 x 4"	D	GLFV400	54,84	-	10	02



MLFV

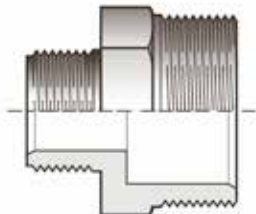
Double socket, one socket for solvent welding, the other BS parallel threaded socket

d x R	Class	Code	€	pack	n./box	box type
1/2" x 1/2"	E	MLFV012	3,16	10	500	04
3/4" x 3/4"	E	MLFV034	3,61	10	240	04
1" x 1" 1" x 1"	E	MLFV100	4,67	10	120	04
1"1/4 x 1"1/4	E	MLFV114	6,50	10	80	04
1"1/2 x 1"1/2	E	MLFV112	8,54	10	40	04
2" x 2"	E	MLFV200	13,98	-	30	04
2"1/2 x 2"1/2	E	DIFV090075212	See E3 price list	-	-	-
3" x 3"	D	MLFV300	34,89	-	8	04

BS SERIES

PVC-U

FITTINGS ACCORDING TO BRITISH STANDARD - BS-BSP ADAPTORS



ILFV

Female/male adaptor with solvent weld socket d and BSP threaded male end R

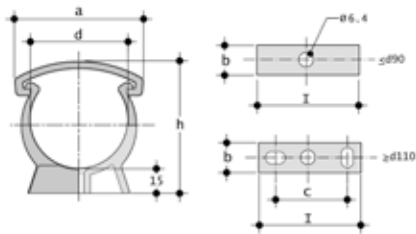
d x R	Class	Code	€	pack	n./box	box type
1/2" x 1/2"	E	ILFV012	2,15	10	400	04
3/4" x 3/4"	E	ILFV034	2,29	10	200	04
1" x 1"	E	ILFV100	3,06	10	120	04
1"1/4 x 1"1/4	E	ILFV114	4,93	10	80	04
1"1/2 x 1"1/2	E	ILFV112	5,86	10	40	04
2" x 2"	E	ILFV200	13,01	-	20	04

ACCESSORIES, SPECIAL PARTS AND GASKETS

PVC-U

PIPE CLIPS

E3.17

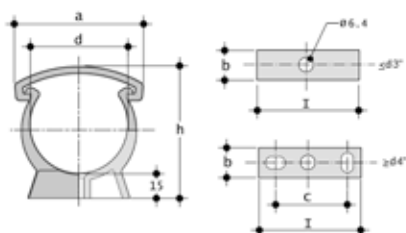


ZIKM

Pipe clips for ISO-DIN pipe in PP*

d	a	b	C	h	l	Code	€	pack	n./box	box type
16	26	18	-	33	16	ZIKM016	1,43	-	800	K04
20	33	14	-	38	20	ZIKM020	1,52	-	600	K05
25	41	14	-	44	25	ZIKM025	1,58	-	160	K02
32	49	15	-	51	32	ZIKM032	1,90	-	240	K04
40	58	16	-	60	40	ZIKM040	2,33	-	160	K04
50	68	17	-	71	60	ZIKM050	2,71	-	100	K04
63	83	18	-	84	63	ZIKM063	3,33	-	80	K04
75	96	19	-	97	75	ZIKM075	4,74	-	80	K04
90	113	20	-	113	90	ZIKM090	5,78	-	40	K04
110	139	23	40	134	125	ZIKM110	8,07	-	30	K05
125	158	25	60	151	140	ZIKM125	10,63	-	20	K04
140	177	27	70	167	155	ZIKM140	11,09	-	20	K04
160	210	30	90	190	180	ZIKM160	12,77	-	10	K03
180	237	33	100	211	200	ZIKM180	15,76	-	10	K04

* Resale products



ZAKM

Pipe clips for ASTM pipe in PP*

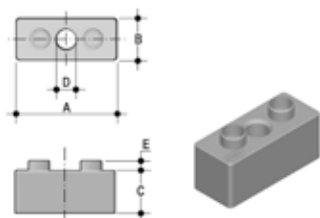
d	a	b	C	h	l	Code	€	pack	n./box	box type
**3/8"	26	13	-	34	16	ZAKM038	1,43	-	100	K07
**1/2"	33	14	-	39	20	ZAKM012	1,52	-	600	K05
**3/4"	41	14	-	45	25	ZAKM034	1,58	-	160	K02
**1"	49	15	-	52	32	ZAKM100	1,90	-	240	K04
**1 1/4"	58	16	-	61	40	ZAKM114	2,33	-	160	K04
**1 1/2"	68	17	-	67	50	ZAKM112	2,71	-	100	K04
**2"	83	18	-	80	63	ZAKM200	3,33	-	80	K04
**2 1/2"	96	19	-	96	75	ZAKM212	4,74	-	80	K04
**3"	118	20	-	110	90	ZAKM300	5,78	-	40	K04
**4"	140	25	60	135	140	ZAKM400	8,07	-	20	K04
**6"	197	30	90	196	180	ZAKM600	15,76	-	10	K03

* Resale products

ACCESSORIES, SPECIAL PARTS AND GASKETS

PVC-U

PIPE CLIPS

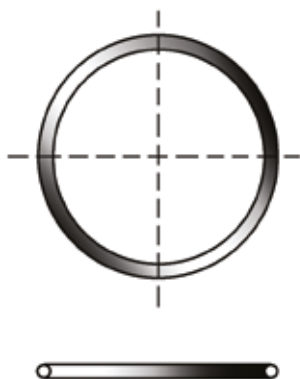


DSM

Distance plates, tu use with ZIKM, ZAKM pipe clips*

d	A	B	C	D	E	Code	€	pack	n./box	box type
32	33	16	14	8	4	DSM032	0,96	-	120	K01
40	41	17	17	8	4	DSM040	1,03	-	80	K01
50	51	18	17	8	4	DSM050	1,42	-	50	K01
63	64	19	22,5	8	4	DSM063	1,94	-	40	K01
75	76	20	34,5	8	4	DSM075	2,76	-	40	K02

*Resale product



O-RING

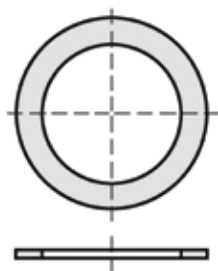
O-ring for BIV, BIFV, BFV, BLV, BIRV, BIFOV, BIROV, BIFXV, BIRXV socket unions

d	EPDM code	€	FPM code	€	pack	n./box	box type
16	OR3062E	0,98	OR3062F	2,68	-	-	-
20	OR4081E	0,98	OR4081F	2,68	-	-	-
25	OR4112E	1,22	OR4112F	3,37	-	-	-
32	OR4131E	1,58	OR4131F	4,35	-	-	-
40	OR6162E	1,71	OR6162F	6,43	-	-	-
50	OR6187E	1,78	OR6187F	7,36	-	-	-
63	OR6237E	1,99	OR6237F	8,20	-	-	-
75	OR6300E	3,90	OR6300F	10,18	-	-	-
90	OR6362E	5,91	OR0185F	16,84	-	-	-
110	OR6450E	7,73	OR6450F	20,97	-	-	-

ACCESSORIES, SPECIAL PARTS AND GASKETS

PVC-U

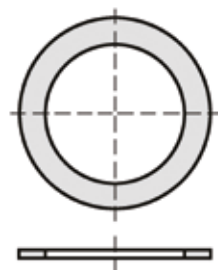
FLAT GASKETS



FLAT GASKET for ADV

Flat gasket for ADV hose connector

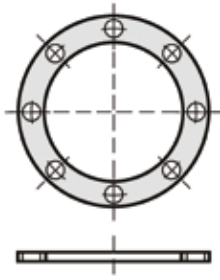
d	Code	€	pack	n./box	box type
1/2" x 12 x 14	GP1210E	0,32	-	-	-
3/4" x 16 x 18	GPO193E	0,40	-	-	-
1" x 20 x 22	GP1212E	0,40	-	-	-
1"1/4 x 25 x 27	QHVX025E	0,57	-	-	-
1"1/2 x 30 x 32	GPO196E	0,58	-	-	-
2" x 40 x 42	GPO197E	0,85	-	-	-
2" x 50 x 52	GPO197E	0,85	-	-	-
2"1/4 x 50 x 52	GPO198E	1,14	-	-	-
2"1/2 x 60 x 64	QHVX050E	1,50	-	-	-
3"3/4 x 60 x 64	GPO199E	1,58	-	-	-



QHV/X

Flat gasket in EPDM and FPM for DIN 2501 and EN 1092 stubs and flanges

d	DN	EPDM code	€	FPM code	€	pack	n./box	box type
16	10	QHVX016E	0,38	QHVX016F	3,18	-	-	-
20 - 1/2"	15	QHVX020E	0,58	QHVX020F	3,33	-	-	-
25 - 3/4"	20	QHVX025E	0,58	QHVX025F	3,33	-	-	-
32 - 1"	25	QHVX032E	1,22	QHVX032F	6,99	-	-	-
40 - 1" 1/4	32	QHVX040E	1,50	QHVX040F	9,67	-	-	-
50 - 1"1/2	40	QHVX050E	1,50	QHVX050F	9,67	-	-	-
63 - 2"	50	QHVX063E	2,29	QHVX063F	16,27	-	-	-
75 - 2" 1/2	65	QHVX075E	3,61	QHVX075F	21,67	-	-	-
90 - 3"	80	QHVX090E	5,21	QHVX090F	24,06	-	-	-
110 - 4"	100	QHVX110E	6,64	QHVX110F	43,20	-	-	-
125	125	QHVX125E	7,41	QHVX125F	59,62	-	-	-
140	125	QHVX140E	7,86	QHVX140F	68,91	-	-	-
160 - 6"	150	QHVX160E	9,25	QHVX160F	100,98	-	-	-
200	200	QHVX200E	10,86	QHVX200F	on request	-	-	-
225 - 8"	200	QHVX225E	13,54	QHVX225F	on request	-	-	-
250	250	QHVX250E	21,56	QHVX250F	on request	-	-	-



QHV/Y

Self centering gasket in EPDM and FPM for stubs and flanges according to DIN 2501 and DIN 8063

d	Code	€	pack	n./box	box type
20 - 1/2"	QHVV020E	1,99	-	-	-
25 - 3/4"	QHVV025E	2,12	-	-	-
32 - 1"	QHVV032E	2,40	-	-	-
40 - 1" 1/4	QHVV040E	2,48	-	-	-
50 - 1" 1/2	QHVV050E	2,63	-	-	-
63 - 2"	QHVV063E	3,38	-	-	-
75 - 2" 1/2	QHVV075E	3,89	-	-	-
90 - 3"	QHVV090E	5,35	-	-	-
110 - 4"	QHVV110E	7,17	-	-	-
125	QHVV125EDN125	10,60	-	-	-
140	QHVV140E	10,60	-	-	-
160 - 6"	QHVV160E	12,17	-	-	-
200	QHVV200E	16,87	-	-	-
225 - 8"	QHVV225E	18,52	-	-	-
250	QHVV250E	30,79	-	-	-
280	QHVV280E	33,55	-	-	-
315	QHVV315E	36,12	-	-	-
355	QHVV355E	on request	-	-	-
400	QHVV400E	on request	-	-	-

FLAT GASKET for LIV

Flat gasket for LIV tank adaptor

d x R	Code	€	pack	n./box	box type
25 x 1"	GP1205E	0,67	-	-	-
32 x 1"1/4	GP1206E	0,98	-	-	-

FLAT GASKET for LIFV

FLAT GASKET for LIFV

d x R x R ₁	EPDM code	€	pack	n./box	box type
16 x 3/4" x 1/2"	GPO195E	0,58	-	-	-
20 x 1" x 3/4"	GP2299E	2,25	-	-	-
25 x 1"1/4 x 1"	GPO200E	2,61	-	-	-
32 x 1"1/2 x 1"	GPO201E	3,31	-	-	-
40 x 2" x 1"1/2	GPO202E	4,71	-	-	-

GLUES AND CLEANERS

PVC-U

GLUES AND CLEANERS

WELD-ON 719

Solvent cement for PVC-U pressure fittings

pack	Code	€	pack	n./ box	box type
g.125	WELDON125	10,33	125 g	-	-
g.1000	WELDON1000	49,31	1000 g	-	-

Primer cleaner P70

Primer cleaner for PVC-U and PVC-C Corzan® pipes and pressure fittings

pack	Code	€	pack	n./ box	box type
g.500	PCP70	12,17	500 g	-	-

FIPLON

PTFE ribbon non sintherized for threaded connections

pack	Code	€	pack	n./ box	box type
12m	FIPLON12	1,50	12 m	-	-
50m	FIPLON50	9,65	50 m	-	-

PACKAGING INFORMATION

	pack	n./box	box type
Q.ty of products per Pack	1		
Q.ty of products per Carton Box		22	
Carton Box type			03

Please note that pack and n./box quantities could be modified during the validity of the price list



Carton box dimensions

Box Type	L (mm)	P (mm)	H (mm)	Volume (m ³)
00	800	600	400	0,1920
01	590	390	500	0,1151
02	590	390	300	0,0690
03	390	290	300	0,0339
04	390	290	200	0,0226
05	295	195	200	0,0115
08	680	600	280	0,1142
K01	200	200	130	0,0052
K02	200	200	200	0,0080
K03	300	200	200	0,0120
K04	300	260	200	0,0156
K05	400	300	200	0,0240
K06	400	300	250	0,0300
K07	200	150	100	0,0030
K08	300	100	100	0,0030
K09	300	260	300	0,0234
K10	400	200	200	0,0160
K11	400	400	130	0,0208
K12	400	400	250	0,0400
K13	400	260	420	0,0437
K14	400	300	250	0,0300
K15	400	300	300	0,0360
K16	400	400	250	0,0400
K17	400	400	300	0,0480
K18	600	400	300	0,0720
K19	600	400	500	0,1200
K20	800	600	350	0,1680
N01	160	160	350	0,0090
N02	170	170	300	0,0087
N03	190	190	300	0,0108
N04	210	210	300	0,0132
N05	220	220	220	0,0106
N06	240	240	240	0,0138
N07	280	280	170	0,0133
N08	300	300	180	0,0162
N09	350	350	130	0,0159
N10	410	410	150	0,0252
N11	470	470	90	0,0199

CONDITIONS OF SUPPLY

- **INTRODUCTORY STATEMENT:** our supplies include the products specified in our Sales confirmation and are governed by the following Terms and Conditions which the Customer declares to understand and to accept, except for possible derogations stated in an explicitly written agreement. In particular all foreign supplies will be governed by INCOTERMS, as defined by the International Chamber of Commerce.
- **PRODUCTS:** to prevent regrettable misunderstandings, **it is advisable to refer to the nomenclature and codes of our catalogues and/or price lists** for the identification of our products. The items featuring an asterisk (*), though currently on hand, are not included in our wide range of products for which stock rebuild is scheduled. Therefore our order acceptance depends upon the actual availability of the product.
- **PACKAGING:** to speed-up delivery and to facilitate warehousing at the Customer's, we reserve the right to convert the ordered quantities into multiples of the standard packages, as shown in our price list next to each item.
- **MINIMUM PURCHASE:** for orders involving a net amount of less than € 516,46 we will charge € 31 as partial recovery of the handling costs.
- **PRICES:** prices will be those in force at the time when the order was placed, except in case of forward delivery. In the latter case, the prices in force at the time of shipment will be invoiced. Our prices include normal packing; special packing, if required by the customer will be charged at cost price.
- **DELIVERY:** delivery is intended ex our Warehouse or Stores and is normally prompt, subject to being unsold. The anticipated delivery terms for unavailable items will be indicated, but these will be in no way binding or firm. If these delivery schedules cannot be kept for any reason whatsoever, the Purchaser can cancel the order only if the delay exceeds three months from the anticipated delivery date stated in our Order Confirmation. After this time lapse, we too shall be entitled to cancel any orders for items which delayed deliveries due to serious production problems.
- **SHIPMENT:** if the mode of shipment is not specifically indicated by the Customer, shipment will be effected as deemed most suitable by us. Even if the goods are sold free to destination, their transport will be at the Customer's risk. Insurance coverage will only be effected if specifically requested by the Customer.
- **PAYMENT:** the Customer cannot, for any reason whatsoever, defer payments beyond the established dates. Furthermore, we shall be fully entitled to charge interests in arrears on any and all delayed payments. These interests will be based upon the discount rate in force at that time in Italy, plus 3 unit % .
 - Unless otherwise specified, payments shall be made by opening of an irrevocable credit at call (for Foreign Countries).
 - Unless otherwise specified, payment shall be telegraphic transfer not later than 30 days after the date of invoicing (for Italy)
- **OWNERSHIP CLAUSE:** the products supplied by us will remain our property until fully paid for.
- **GUARANTEE CLAUSE:** we guarantee the good quality of our products in compliance with the standards publicized in our catalogues. However, our guarantee is limited to the repair and/or replacement of our materials, excluding any other liability, in particular for damages caused in any way whatsoever by utilization of our products. This guarantee terminates and will be no longer valid:
 - one year after the delivery of the material in question;
 - if the material is used in other way than the operating conditions specified by us;
 - if the materials are modified by people not belonging to our Company. On this subject, it should be noted that the Purchaser will incur all liabilities provided by Law for any modification of our products.We shall be duly informed about any accidents in which our products are involved and such accidents shall be reported to us immediately and within 24 Hours of their occurrence.
- **CLAIMS:** only complaints/claims reaching us by registered letter within 30 days after invoicing date will be taken into consideration. In particular, we will not accept any materials returned to us, unless their reshipment - free at our warehouses - has been duly authorized by our appropriate executive.
- **DISPUTES:** any disputes which cannot be amicably settled or settled by a court of arbitration, shall be handled by the Court of Genoa which will have jurisdiction.
- **CUSTOMER SERVICE:** our Technical and Commercial Services are available to all our Customers to provide any information on the characteristics and application sectors of our products.

The above General Terms and Conditions may be changed without previous notice.

All information contained in this collection are given in good faith and are correct at date of publication thereof.

The drawings and photographs contained in this price list are provided for illustrative purposes.

Aliaxis
UTILITIES & INDUSTRY

FIP Formatura Iniezione Polimeri

Loc. Pian di Parata, 16015 Casella Genova Italy

Tel. +39 010 9621.1

Fax +39 010 9621.209

info.fip@aliaxis.com

www.fipnet.com

